

**Item 1 - Juvenile Fees Assessed,
1 JB Assessed vs Collected FY2020
Source: Superior Court Finance**

DISCLAIMER: This document is an example from a past legislative campaign that has ended and therefore may not reflect current conditions.

ARS/Authority	Obligation Description	Total Collected FY-2020	Total \$ Assessed FY-2020	Total # of Assessments FY-2020	1st Half FY-2020 Collected	1st Half FY-2020 \$ Assessed	1st Half FY-2020 # of Assessments	2nd Half FY-2020 Collected	2nd Half FY-2020 \$ Assessed	2nd Half FY-2020 # of Assessments
8-321	\$5 Diversion Surcharge	\$10.00	\$0.00	0	\$5.00	\$0.00	0	\$5.00	\$0.00	0
12-269	\$5 Probation Surcharge	\$0.00	\$0.00	0	\$0.00	\$0.00	0	\$0.00	\$0.00	0
12-114.01	% Surcharge 77%	\$0.00	\$0.00	0	\$0.00	\$0.00	0	\$0.00	\$0.00	0
12-114.01	% Surcharge 80%	\$0.00	\$0.00	0	\$0.00	\$0.00	0	\$0.00	\$0.00	0
12-114.01	% Surcharge 84%	\$0.00	\$0.00	0	\$0.00	\$0.00	0	\$0.00	\$0.00	0
8-230.01C	Adjustment Services	\$126.58	\$0.00	0	\$45.00	\$0.00	0	\$81.58	\$0.00	0
8-230.01C	Admin Assessment Fee	\$17,026.15	\$16,707.50	656	\$5,362.86	\$12,862.50	485	\$11,663.29	\$3,845.00	171
8-221G	Attorney Fee	\$205,000.40	\$249,570.00	1072	\$66,733.10	\$177,120.00	713	\$138,267.30	\$72,450.00	359
8-323	Citation; Court Curfew Fine	\$300.00	\$500.00	5	\$100.00	\$300.00	3	\$200.00	\$200.00	2
8-323	Citation; Court Curfew Fine OR Work Hours	\$41.50	\$0.00	0	\$0.00	\$0.00	0	\$41.50	\$0.00	0
8-323	Citation; Court Fine w/Surch & GITEM OR Work Hours	\$172.67	\$970.47	2	\$0.00	\$619.66	1	\$172.67	\$350.81	1
8-323	Citation; Court Fine w/Surch. & GITEM	\$42.62	\$213.11	12	\$42.62	\$42.62	8	\$0.00	\$170.49	4
8-323	Citation; Court Ord w/Surcharg	\$424.23	\$136.61	1	\$136.61	\$136.61	1	\$287.62	\$0.00	0
8-323	Citation; Court Ord+Surcharge	\$1,076.79	\$1,650.26	17	\$368.52	\$831.96	9	\$708.27	\$818.30	8
8-323	Citation; Court Ordered	\$3,122.09	\$8,662.00	48	\$1,591.37	\$3,787.00	22	\$1,530.72	\$4,875.00	26
8-323	Citation; Diversion + Surcharg	\$0.00	\$0.00	0	\$0.00	\$0.00	0	\$0.00	\$0.00	0
8-323	Citation; Diversion w/Surcharg	\$0.00	\$0.00	0	\$0.00	\$0.00	0	\$0.00	\$0.00	0
8-323	Citation; Diversion/no Surchrg	\$50.00	\$50.00	1	\$0.00	\$50.00	1	\$50.00	\$0.00	0
8-323	Citation; Fine LTR for Curfew	\$9,000.00	\$9,900.00	95	\$2,950.00	\$3,000.00	29	\$6,050.00	\$6,900.00	66
8-323	Citation; Fine LTR w/Surch & GITEM	\$11,252.63	\$13,901.83	243	\$4,588.36	\$5,657.76	102	\$6,664.27	\$8,244.07	141
12-284.03 & 12-311	Court Ordered Work or Fine	\$216.25	\$325.00	2	\$9.00	\$200.00	1	\$207.25	\$125.00	1
8-243	Detention Fee	\$0.00	\$0.00	0	\$0.00	\$0.00	0	\$0.00	\$0.00	0
8-321	Diversion Citation Fee	\$6,687.93	\$8,200.00	164	\$2,757.46	\$4,000.00	80	\$3,930.47	\$4,200.00	84
8-321	Diversion Fee (DF)	\$75,380.53	\$130,975.00	2642	\$32,021.17	\$76,275.00	1548	\$43,359.36	\$54,700.00	1094
8-321	Diversion Fee (DF2)	\$260.00	\$350.00	14	\$120.00	\$200.00	8	\$140.00	\$150.00	6
8-321	Diversion Justice Courts	\$33.14	\$0.00	0	\$0.00	\$0.00	0	\$33.14	\$0.00	0
8-321	Diversion Monetary	\$875.00	\$2,023.60	23	\$375.00	\$800.00	11	\$500.00	\$1,223.60	12
8-321	Diversion Supplement	\$20,255.40	\$0.00	0	\$8,688.39	\$0.00	0	\$11,567.01	\$0.00	0
41-2419	DNA Testing Fee	\$0.00	\$0.00	0	\$0.00	\$0.00	0	\$0.00	\$0.00	0
28-1382	DUI Abatement Fee	\$0.00	\$0.00	0	\$0.00	\$0.00	0	\$0.00	\$0.00	0
8-263	Family Counseling	\$14,492.18	\$18,775.00	453	\$6,100.72	\$11,500.00	279	\$8,391.46	\$7,275.00	174
12-116.07	Forensic Investigation Costs	\$2,410.70	\$3,650.00	11	\$703.70	\$1,650.00	7	\$1,707.00	\$2,000.00	4
8-341	Graffiti Fine – Including Surcharges	\$0.00	\$0.00	0	\$0.00	\$0.00	0	\$0.00	\$0.00	0
8-341	Graffiti Fine – Including Surcharges OR Work hours	\$0.00	\$0.00	0	\$0.00	\$0.00	0	\$0.00	\$0.00	0
8-341	Graffiti Fine – No Surcharges	\$0.00	\$0.00	0	\$0.00	\$0.00	0	\$0.00	\$0.00	0
8-341	Graffiti Fine - No Surcharges OR Work hours	\$0.00	\$0.00	0	\$0.00	\$0.00	0	\$0.00	\$0.00	0
8-341	Graffiti Fine – Plus Surcharges	\$0.00	\$0.00	0	\$0.00	\$0.00	0	\$0.00	\$0.00	0
8-341	Graffiti Fine – Plus Surcharges OR Work hours	\$0.00	\$0.00	0	\$0.00	\$0.00	0	\$0.00	\$0.00	0
13-1425	Justice Courts (PicAct)	\$0.00	\$0.00	0	\$0.00	\$0.00	0	\$0.00	\$0.00	0
8-341	Monetary Penalty	\$7,648.89	\$8,512.00	104	\$2,872.00	\$4,635.00	56	\$4,776.89	\$3,877.00	48
13-1425	Pic-Act Monetary	\$0.00	\$0.00	0	\$0.00	\$0.00	0	\$0.00	\$0.00	0
8-243	Placement - No Bill (PS)	\$0.00	\$0.00	0	\$0.00	\$0.00	0	\$0.00	\$0.00	0
8-243	Placement Assessment (PL)	\$24,175.18	\$0.00	0	\$10,726.52	\$0.00	0	\$13,448.66	\$0.00	0

ARS/Authority	Obligation Description	Total Collected FY-2020	Total \$ Assessed FY-2020	Total # of Assessments FY-2020	1st Half FY-2020 Collected	1st Half FY-2020 \$ Assessed	1st Half FY-2020 # of Assessments	2nd Half FY-2020 Collected	2nd Half FY-2020 \$ Assessed	2nd Half FY-2020 # of Assessments
28-1383	Prison Construction Fund	\$0.00	\$0.00	0	\$0.00	\$0.00	0	\$0.00	\$0.00	0
8-241	Probation Assessment (PR)	\$79,503.30	\$74,278.22	1572	\$16,656.08	\$42,318.00	909	\$62,847.22	\$31,960.22	663
8-241	Probation Assessment (PR2)	\$11,706.92	\$14,819.00	620	\$2,597.07	\$9,540.00	398	\$9,109.85	\$5,279.00	222
12-269	Probation Supplement	\$15,277.03	\$0.00	0	\$3,708.90	\$0.00	0	\$11,568.13	\$0.00	0
8-243	Scrub Fee - Court Ordered	\$68.67	\$0.00	0	\$28.67	\$0.00	0	\$40.00	\$0.00	0
8-243	Scrub Fee - Diversion	\$0.00	\$0.00	0	\$0.00	\$0.00	0	\$0.00	\$0.00	0
12-116	Time Fee	\$5,884.19	\$664.00	34	\$2,024.00	\$564.00	29	\$3,860.19	\$100.00	5
8-243	Treatment/Diversion	\$23,220.11	\$26,087.50	544	\$11,617.00	\$18,350.00	379	\$11,603.11	\$7,737.50	165
8-243	Treatment/TASC Diversion	\$18,144.53	\$18,887.50	795	\$10,710.49	\$10,775.00	466	\$7,434.04	\$8,112.50	329
8-243	Treatment/TASC Drug Court	\$0.00	\$12.50	1	\$0.00	\$12.50	1	\$0.00	\$0.00	0
8-243	Treatment/TASC Probation	\$22,786.69	\$28,602.50	1241	\$9,750.71	\$19,662.50	858	\$13,035.98	\$8,940.00	383
8-243	Treatment/TASC Spice Diversion	\$20.00	\$47,150.00	0	\$0.00	\$38,225.00	0	\$20.00	\$8,925.00	0
8-243	Treatment/TASC Spice Probation	\$314.37	\$0.00	2	\$0.00	\$0.00	2	\$314.37	\$0.00	0
8-243	Treatment/Therapy	\$32,978.44	\$100.00	1114	\$13,685.18	\$100.00	905	\$19,293.26	\$0.00	209
8-418	Victim Fee	\$22,958.48	\$31,325.00	1252	\$9,002.18	\$17,650.00	706	\$13,956.30	\$13,675.00	546
12-116.09	Victim Fee Admin	\$3,770.00	\$6,425.00	257	\$1,447.24	\$4,975.00	199	\$2,322.76	\$1,450.00	58
12-116.09	Victim Fee Court	\$50.00	\$0.00	0	\$25.00	\$0.00	0	\$25.00	\$0.00	0
Obligation Totals FY-2020		\$1,084,038.83	\$1,013,550.24	14384	\$403,036.01	\$613,109.03	8976	\$681,002.82	\$400,441.21	5408

Superior Court in Maricopa County
Juvenile Probation Collections
Team Statistics



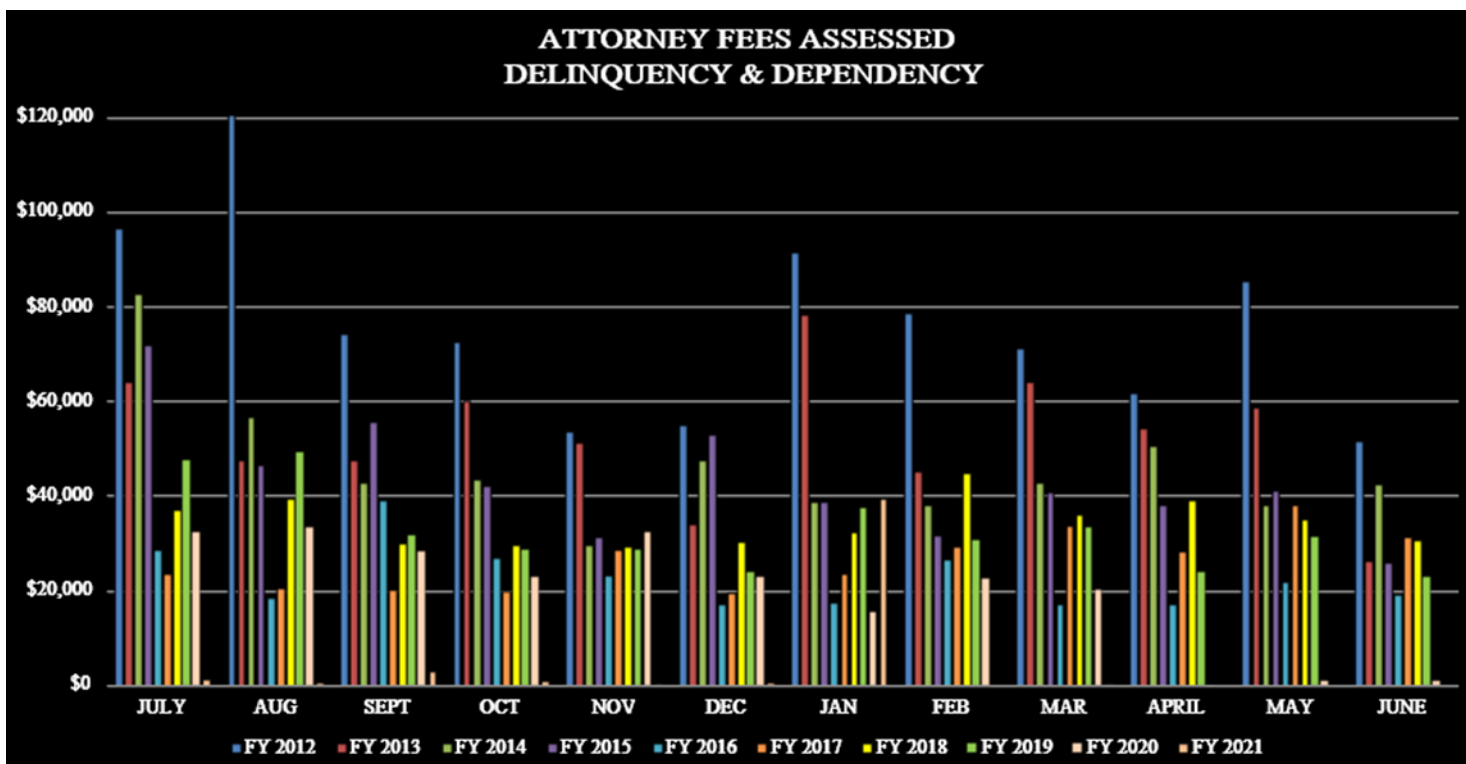
Final Revision Date: 4/12/2021
Authored by: Alan Molyneaux

TABLE OF CONTENTS

- I. Attorney Fees Assessed Delinquency & Dependency (pg.2)**
- II. Attorney Fees: Total Attorney Fee Deposits (pg.3)**
- III. Probation: Assessments & Fees Collected (pg. 4 & 5)**
- IV. Diversion Fees: Assessments & Collections (pg. 6)**
- V. Number of Credit Card Payments Taken (pg. 7)**
- VI. Collection Agency Revenue (pg. 8)**
- VII. Annual Net Revenue Report (pg. 9)**
- VIII. Total Obligations Established (pg. 10)**
- IX. Total Obligations Established in Dollars (pg. 11)**

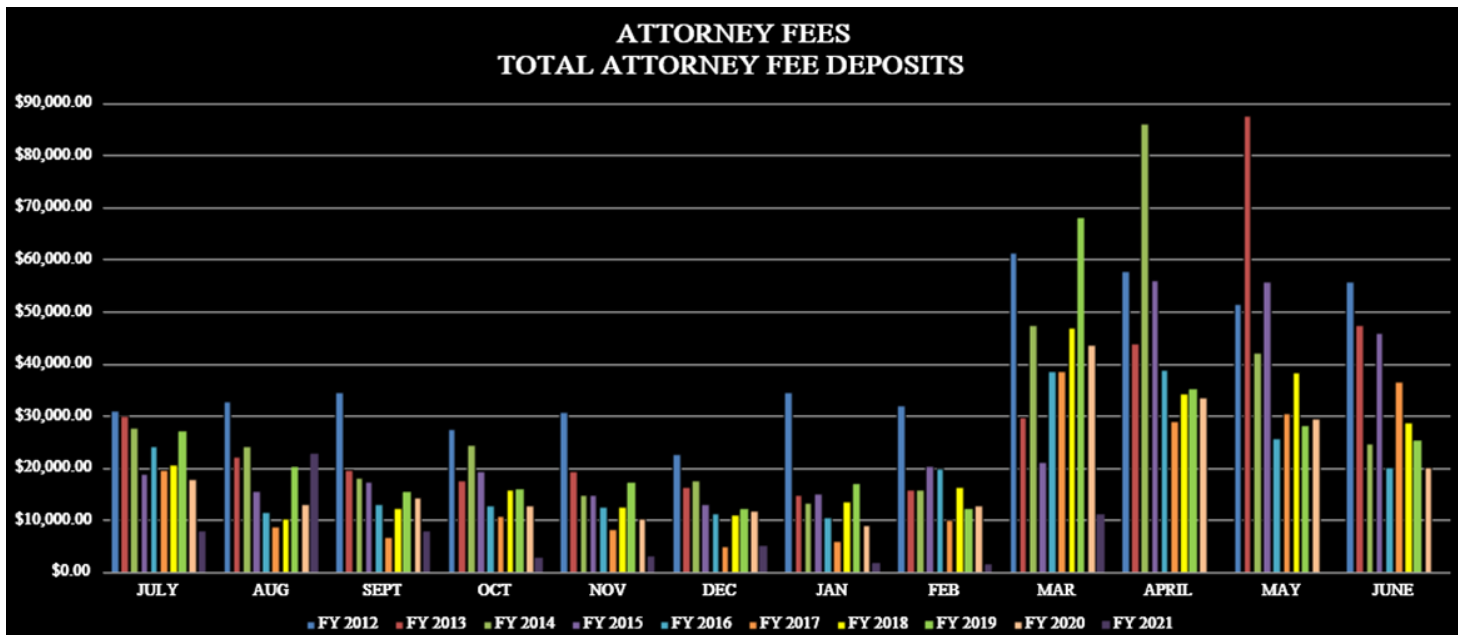
ATTORNEY FEES ASSESSED DELINQUENCY & DEPENDENCY

ATTORNEY FEES ASSESSED													
DELINQUENCY & DEPENDENCY													
FY	JULY	AUG	SEPT	OCT	NOV	DEC	JAN	FEB	MAR	APRIL	MAY	JUNE	TOTAL
FY 2012	\$96,505	\$121,092	\$74,220	\$72,617	\$53,635	\$54,915	\$91,475	\$78,485	\$71,197	\$61,680	\$85,372	\$51,465	\$912,658
FY 2013	\$63,980	\$47,495	\$47,650	\$60,090	\$51,315	\$34,155	\$78,415	\$45,030	\$64,245	\$54,330	\$58,840	\$26,357	\$631,902
FY 2014	\$82,745	\$56,675	\$42,807	\$43,497	\$29,765	\$47,402	\$38,613	\$38,016	\$42,679	\$50,541	\$38,027	\$42,545	\$553,312
FY 2015	\$71,845	\$46,455	\$55,800	\$42,010	\$31,210	\$52,903	\$38,885	\$31,650	\$40,720	\$38,200	\$41,253	\$26,100	\$517,031
FY 2016	\$28,710	\$18,480	\$39,270	\$27,029	\$23,400	\$17,150	\$17,656	\$26,670	\$17,050	\$17,100	\$21,930	\$19,050	\$273,495
FY 2017	\$23,580	\$20,505	\$20,200	\$19,900	\$28,510	\$19,384	\$23,594	\$29,247	\$33,709	\$28,254	\$38,130	\$31,450	\$316,463
FY 2018	\$37,040	\$39,470	\$30,045	\$29,653	\$29,426	\$30,280	\$32,450	\$44,720	\$35,910	\$39,195	\$35,130	\$30,790	\$414,109
FY 2019	\$47,680	\$49,322	\$31,550	\$28,532	\$28,750	\$24,005	\$37,380	\$30,625	\$33,365	\$23,950	\$31,210	\$22,810	\$389,179
FY 2020	\$32,195	\$33,400	\$28,192	\$22,785	\$32,355	\$22,875	\$15,434	\$22,495	\$20,155	-\$5	\$900	\$810	\$231,591
FY 2021	\$1,210	\$455	\$2,912	\$880	\$260	\$450	\$39,441	\$0	\$100				\$45,708
TOTAL	\$485,490	\$433,349	\$372,646	\$346,993	\$308,626	\$303,519	\$413,343	\$346,938	\$359,130	\$313,245	\$350,792	\$251,377	\$4,285,447



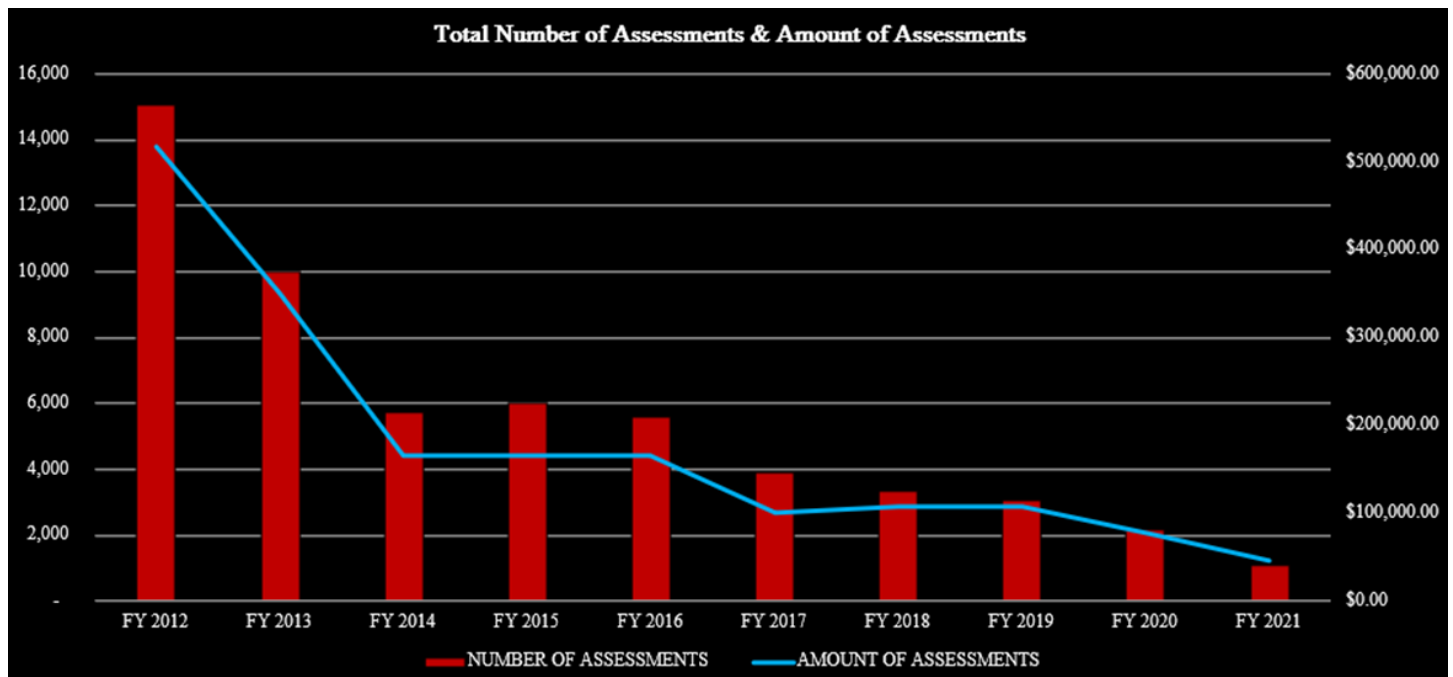
ATTORNEY FEES TOTAL ATTORNEY FEE DEPOSITS

ATTORNEY FEES													
TOTAL ATTORNEY FEE DEPOSITS													
FY	JULY	AUG	SEPT	OCT	NOV	DEC	JAN	FEB	MAR	APRIL	MAY	JUNE	TOTAL
FY 2012	\$31,046.00	\$32,823.00	\$34,644.00	\$27,589.00	\$30,774.00	\$22,715.00	\$34,707.00	\$32,032.00	\$61,425.00	\$57,895.00	\$51,553.00	\$55,764.00	\$472,967.00
FY 2013	\$30,159.00	\$22,278.00	\$19,737.00	\$17,612.00	\$19,442.00	\$16,292.00	\$14,909.00	\$15,818.00	\$29,897.00	\$43,857.00	\$87,778.00	\$47,562.00	\$365,341.00
FY 2014	\$27,846.00	\$24,120.00	\$18,284.00	\$24,389.00	\$14,893.00	\$17,590.00	\$13,322.00	\$15,818.00	\$47,580.36	\$86,022.71	\$42,101.54	\$24,832.47	\$356,799.08
FY 2015	\$19,029.72	\$15,668.25	\$17,511.79	\$19,382.70	\$14,852.51	\$13,211.71	\$15,008.60	\$20,445.42	\$21,115.47	\$56,153.96	\$55,721.73	\$45,987.84	\$314,089.70
FY 2016	\$24,145.15	\$11,471.47	\$13,145.52	\$12,958.80	\$12,552.87	\$11,233.58	\$10,648.06	\$19,952.12	\$38,552.19	\$39,005.92	\$25,815.37	\$20,299.34	\$239,780.39
FY 2017	\$19,790.73	\$8,773.77	\$6,868.92	\$10,895.72	\$8,253.71	\$5,099.97	\$6,027.43	\$10,130.95	\$38,619.97	\$29,106.56	\$30,529.50	\$36,690.29	\$210,787.52
FY 2018	\$20,734.70	\$10,232.78	\$12,383.94	\$15,973.50	\$12,525.42	\$11,058.11	\$13,509.15	\$16,394.28	\$46,910.04	\$34,300.81	\$38,283.55	\$28,870.56	\$261,176.84
FY 2019	\$26,936.00	\$20,122.00	\$15,421.00	\$15,950.00	\$17,154.00	\$12,137.00	\$16,789.00	\$12,152.00	\$68,052.00	\$35,019.00	\$27,908.00	\$25,121.00	\$292,761.00
FY 2020	\$18,039.18	\$13,081.55	\$14,300.51	\$12,916.68	\$10,356.52	\$11,789.29	\$9,095.53	\$12,803.80	\$43,656.38	\$33,691.17	\$29,423.00	\$20,073.86	\$229,227.47
FY 2021	\$7,758.19	\$22,653.75	\$7,709.83	\$2,632.45	\$3,115.14	\$5,129.76	\$1,786.73	\$1,495.49	\$11,187.83				\$63,469.17
TOTAL	\$225,484.67	\$181,224.57	\$160,006.51	\$160,299.85	\$143,919.17	\$126,256.42	\$135,802.50	\$157,042.06	\$406,996.24	\$415,052.13	\$389,113.69	\$305,201.36	\$2,806,399.17



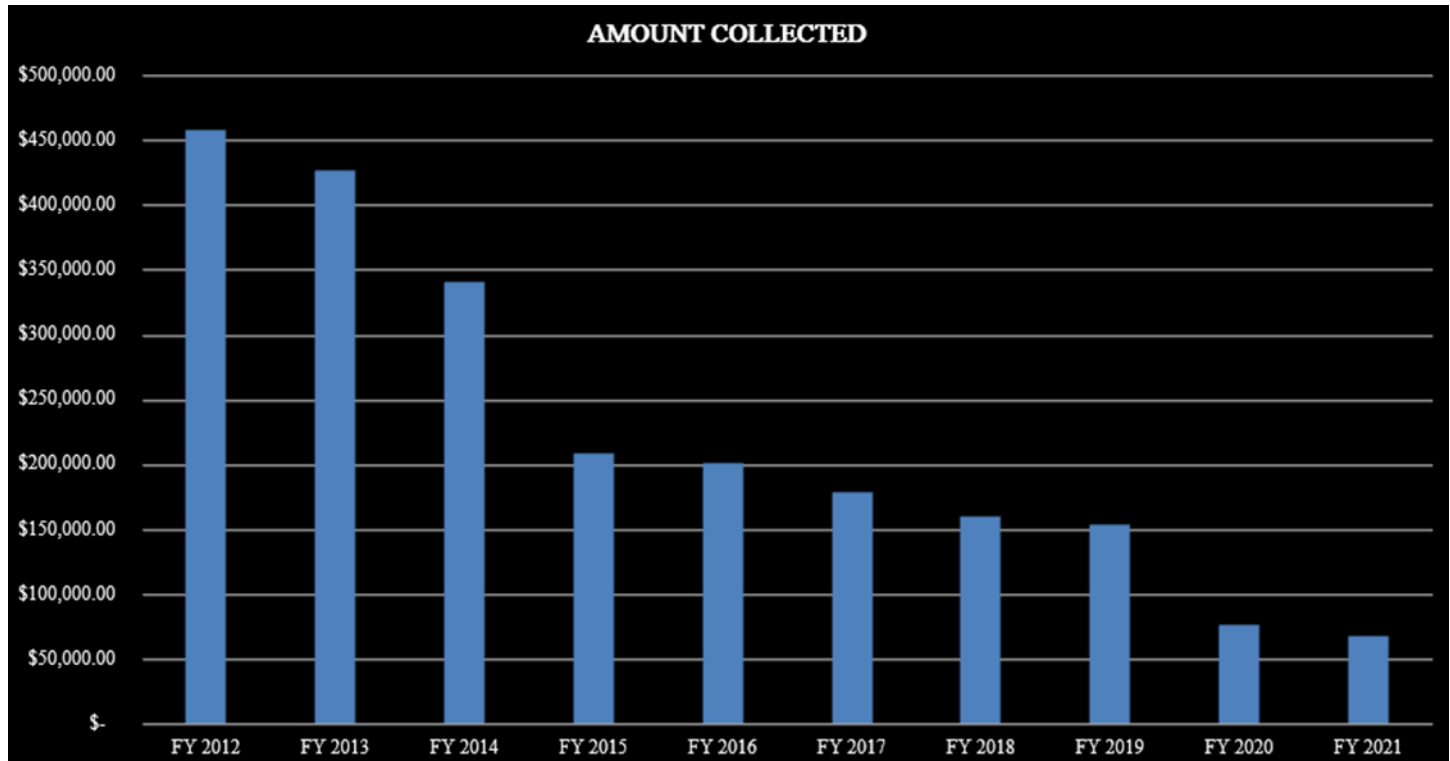
PROBATION ASSESSMENTS

TOTAL ASSESSMENTS		
FY	NUMBER OF ASSESSMENTS	AMOUNT OF ASSESSMENTS
FY 2012	15,086	\$517,620.08
FY 2013	9,994	\$350,177.50
FY 2014	5,756	\$166,556.00
FY 2015	5,999	\$166,535.84
FY 2016	5,573	\$166,391.14
FY 2017	3,905	\$101,051.95
FY 2018	3,325	\$107,441.53
FY 2019	3,061	\$108,589.96
FY 2020	2,149	\$78,411.00
FY 2021	1,077	\$46,509.00
TOTAL	55,925	\$1,809,284.00



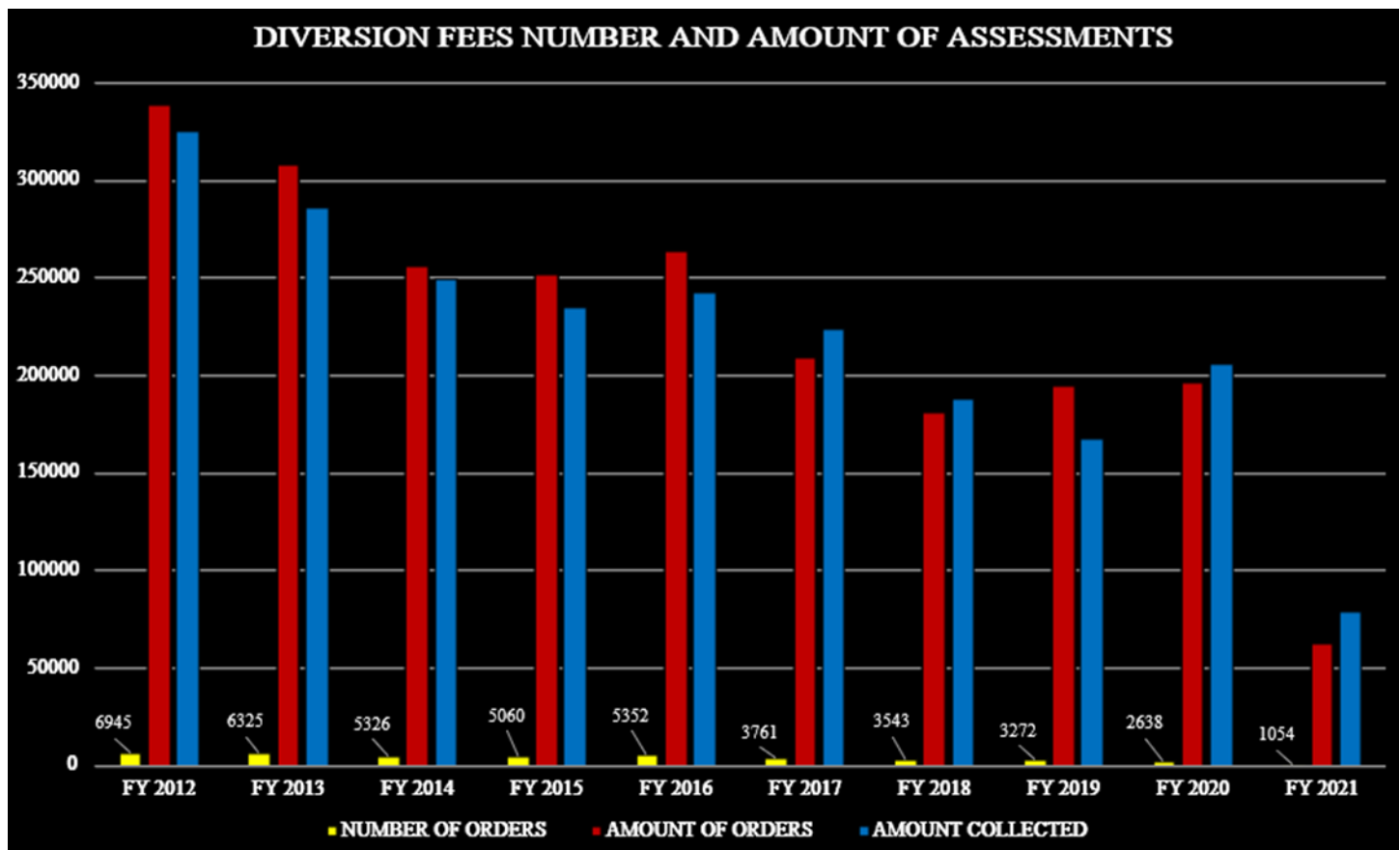
PROBATION FEES COLLECTED

	COLLECTED
FY	AMOUNT COLLECTED
FY 2012	\$ 457,443.69
FY 2013	\$ 426,351.92
FY 2014	\$ 340,211.68
FY 2015	\$ 208,067.60
FY 2016	\$ 201,714.71
FY 2017	\$ 178,832.89
FY 2018	\$ 159,541.38
FY 2019	\$ 154,026.88
FY 2020	\$ 76,926.32
FY 2021	\$ 67,817.32
TOTAL	\$ 2,270,934.39



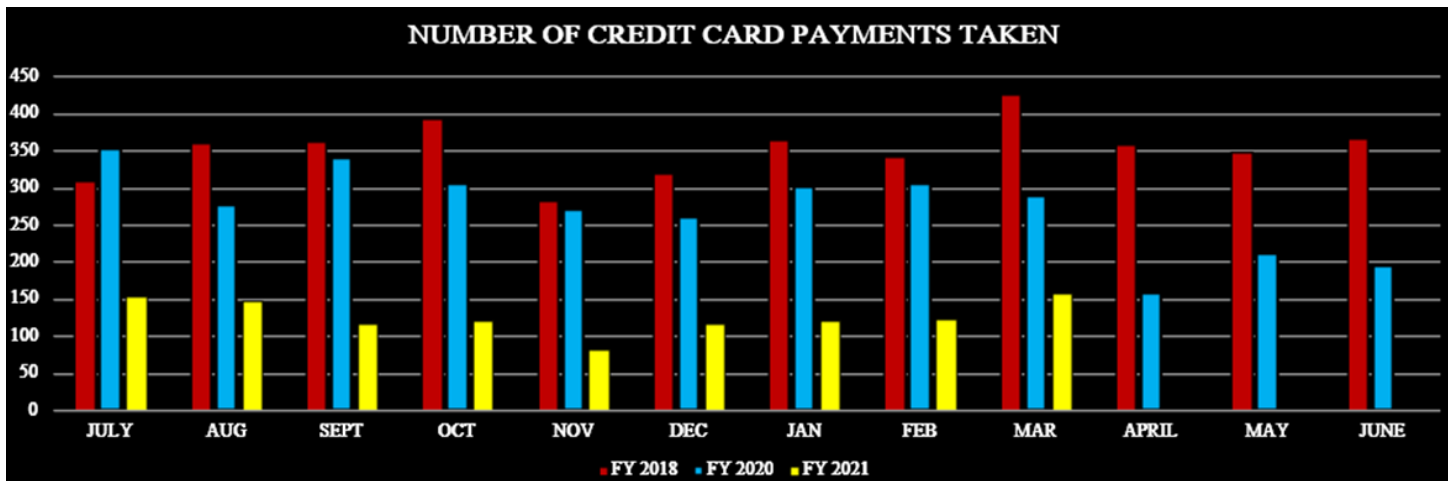
DIVERSION FEES ASSESSMENTS AND COLLECTIONS

DIVERSION FEES			
Assessments and Collections			
FY	NUMBER OF ORDERS	AMOUNT OF ORDERS	AMOUNT COLLECTED
FY 2012	6945	\$ 339,035.27	\$ 325,649.11
FY 2013	6325	\$ 308,494.00	\$ 285,966.49
FY 2014	5326	\$ 256,491.19	\$ 249,369.01
FY 2015	5060	\$ 251,905.00	\$ 235,080.10
FY 2016	5352	\$ 264,365.97	\$ 243,061.94
FY 2017	3761	\$ 209,100.00	\$ 223,582.73
FY 2018	3543	\$ 181,004.00	\$ 187,968.89
FY 2019	3272	\$ 194,638.00	\$ 167,789.67
FY 2020	2638	\$ 196,976.76	\$ 206,088.32
FY 2021	1054	\$ 62,957.60	\$ 79,024.66
TOTAL	43276	\$ 2,264,967.79	\$ 2,203,580.92



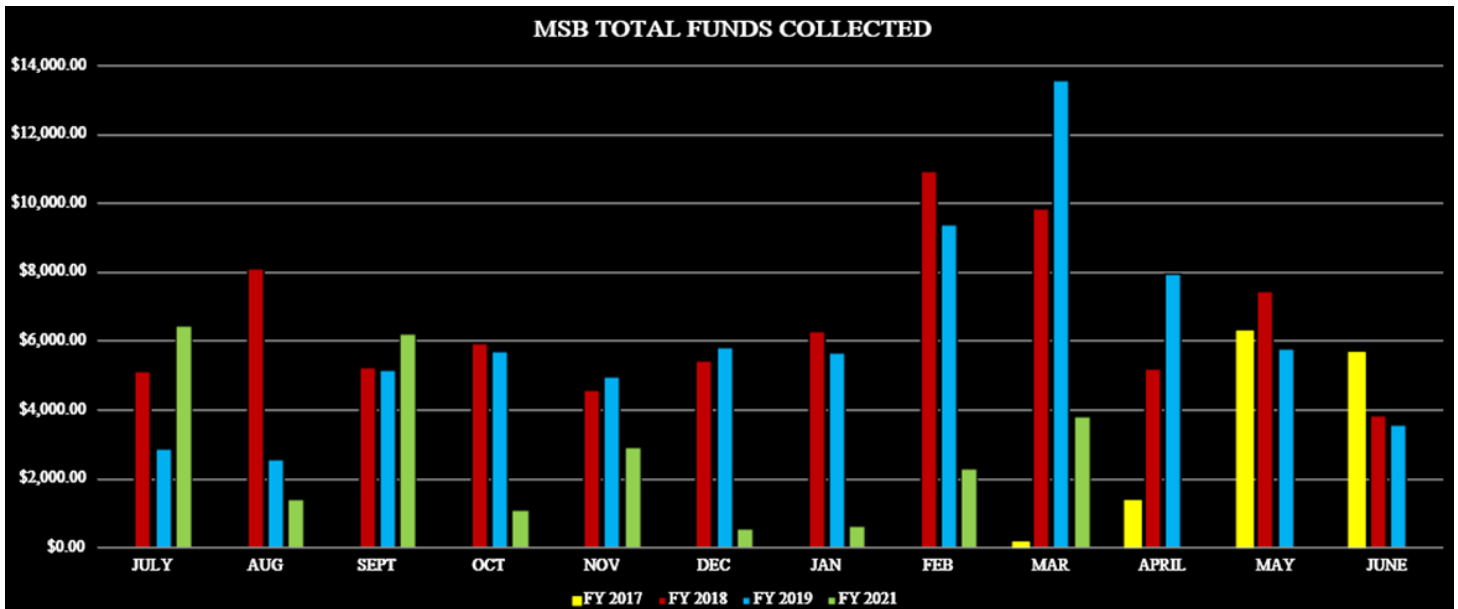
NUMBER OF CREDIT CARD PAYMENTS TAKEN

NUMBER OF CREDIT CARD PAYMENTS TAKEN PROCESSED													
FY	JULY	AUG	SEPT	OCT	NOV	DEC	JAN	FEB	MAR	APRIL	MAY	JUNE	TOTAL
FY 2018	310	360	363	393	283	319	365	342	426	358	348	366	4,233
FY 2019	310	366	307	366	295	247	356	335	356	326	330	265	3,859
FY 2020	352	277	339	305	271	261	302	305	288	158	211	195	3,264
FY 2021	153	148	118	122	83	117	122	123	157				1,143
TOTAL	1,125	1,151	1,127	1,186	932	944	1,145	1,105	1,227	842	889	826	12,499



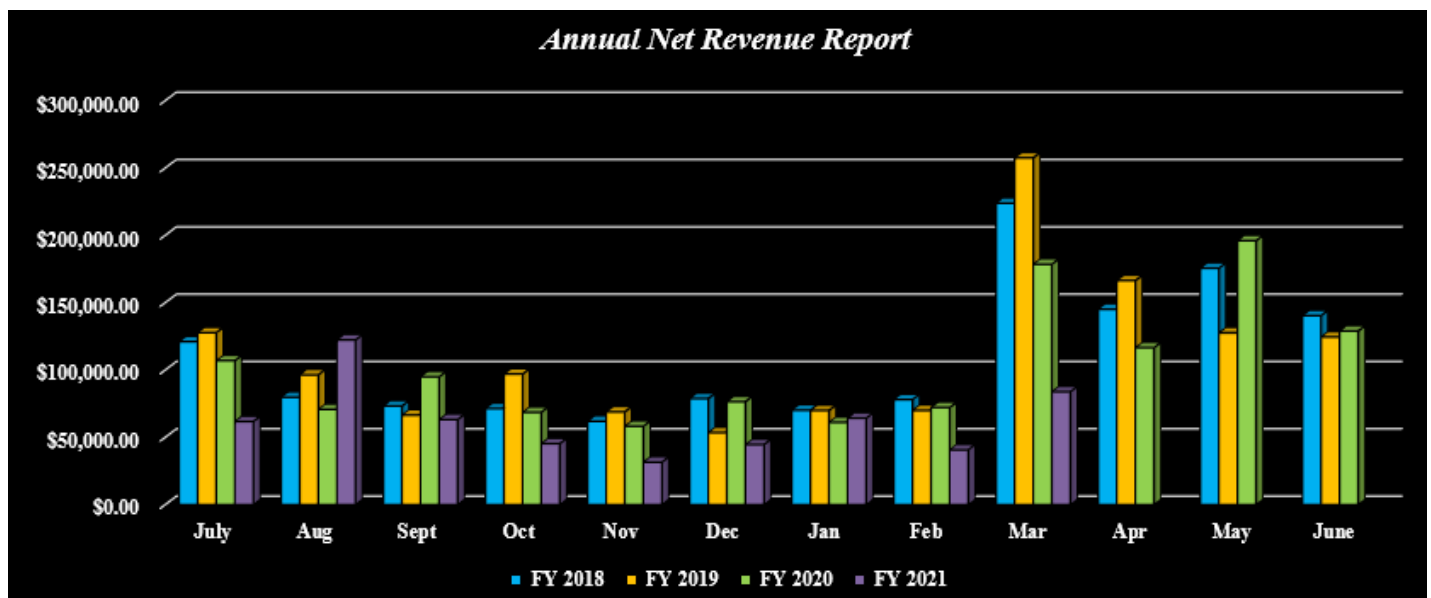
REVENUE FROM COLLECTION AGENCY

MSB COLLECTIONS													
TOTAL FUNDS COLLECTED													
FY	JULY	AUG	SEPT	OCT	NOV	DEC	JAN	FEB	MAR	APRIL	MAY	JUNE	TOTAL
FY 2017	\$0.00	\$0.00	\$0.00	\$0.00	\$0.00	\$0.00	\$0.00	\$0.00	\$184.00	\$1,365.20	\$6,284.10	\$5,684.93	\$13,518.23
FY 2018	\$5,133.77	\$8,121.71	\$5,227.14	\$5,950.05	\$4,590.06	\$5,454.32	\$6,284.61	\$10,956.51	\$9,851.04	\$5,193.27	\$7,469.18	\$3,840.75	\$78,072.41
FY 2019	\$2,869.67	\$2,578.29	\$5,175.99	\$5,707.03	\$4,973.60	\$5,826.01	\$5,664.48	\$9,402.71	\$13,572.76	\$7,943.66	\$5,778.44	\$3,581.27	\$73,073.91
FY 2020	\$5,506.91	\$6,034.16	\$4,420.53	\$5,146.38	\$4,290.37	\$2,914.39	\$4,370.39	\$8,267.00	\$13,055.23	\$8,722.21	\$4,730.04	\$980.29	\$68,437.90
FY 2021	\$6,439.37	\$1,411.95	\$6,229.77	\$1,083.00	\$2,915.07	\$557.76	\$621.43	\$2,294.23	\$3,798.05				\$25,350.63
TOTAL	\$19,949.72	\$18,146.11	\$21,053.43	\$17,886.46	\$16,769.10	\$14,752.48	\$16,940.91	\$30,920.45	\$40,461.08	\$23,224.34	\$24,261.76	\$14,087.24	\$258,453.08



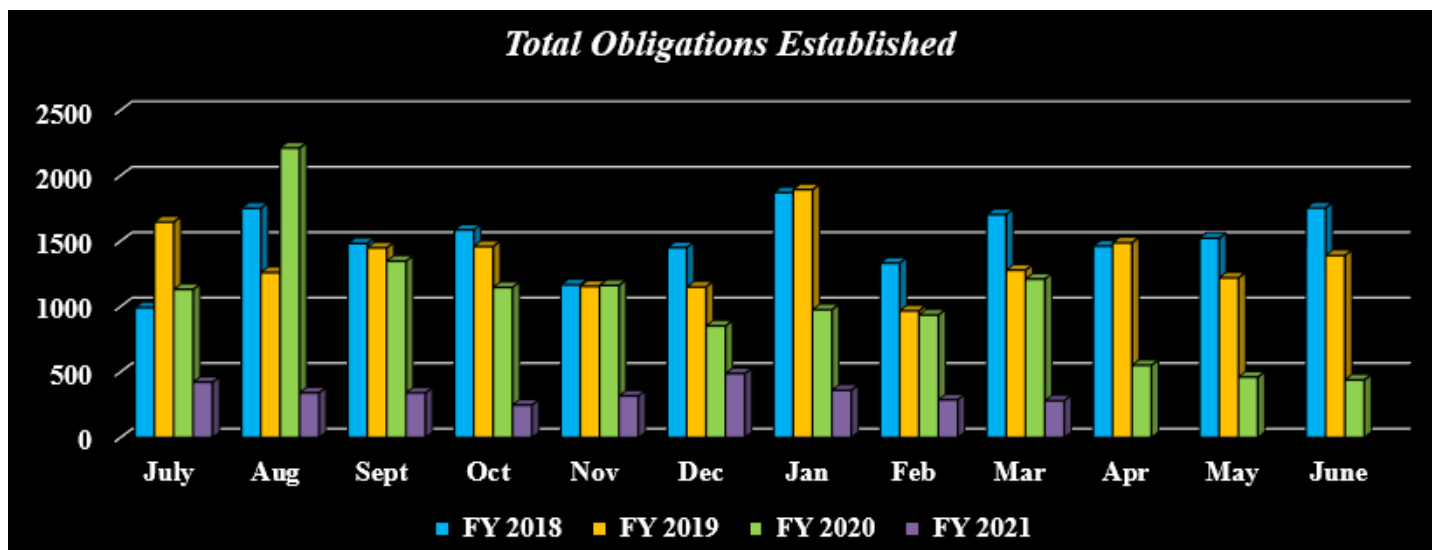
Annual Net Revenue Report

<i>Annual Net Revenue Report</i>				
Month	FY 2018	FY 2019	FY 2020	FY 2021
July	\$121,027.91	\$127,675.32	\$106,912.79	\$61,682.21
Aug	\$79,740.53	\$96,381.73	\$70,685.88	\$122,323.06
Sept	\$73,237.51	\$66,509.85	\$94,855.18	\$63,178.32
Oct	\$71,370.98	\$96,955.73	\$68,487.43	\$45,265.38
Nov	\$61,900.40	\$68,846.54	\$58,190.18	\$31,533.03
Dec	\$78,772.69	\$53,433.53	\$76,423.39	\$44,588.34
Jan	\$70,146.09	\$69,895.38	\$61,035.20	\$64,196.33
Feb	\$78,013.46	\$69,982.20	\$72,062.09	\$40,674.52
Mar	\$223,826.38	\$257,495.11	\$178,497.69	\$83,809.53
Apr	\$145,101.04	\$166,347.70	\$116,513.50	
May	\$175,513.31	\$127,572.86	\$195,937.37	
June	\$140,292.69	\$124,450.08	\$128,942.51	
Net Revenue	\$1,318,942.99	\$1,325,546.03	\$1,228,543.21	\$557,250.72



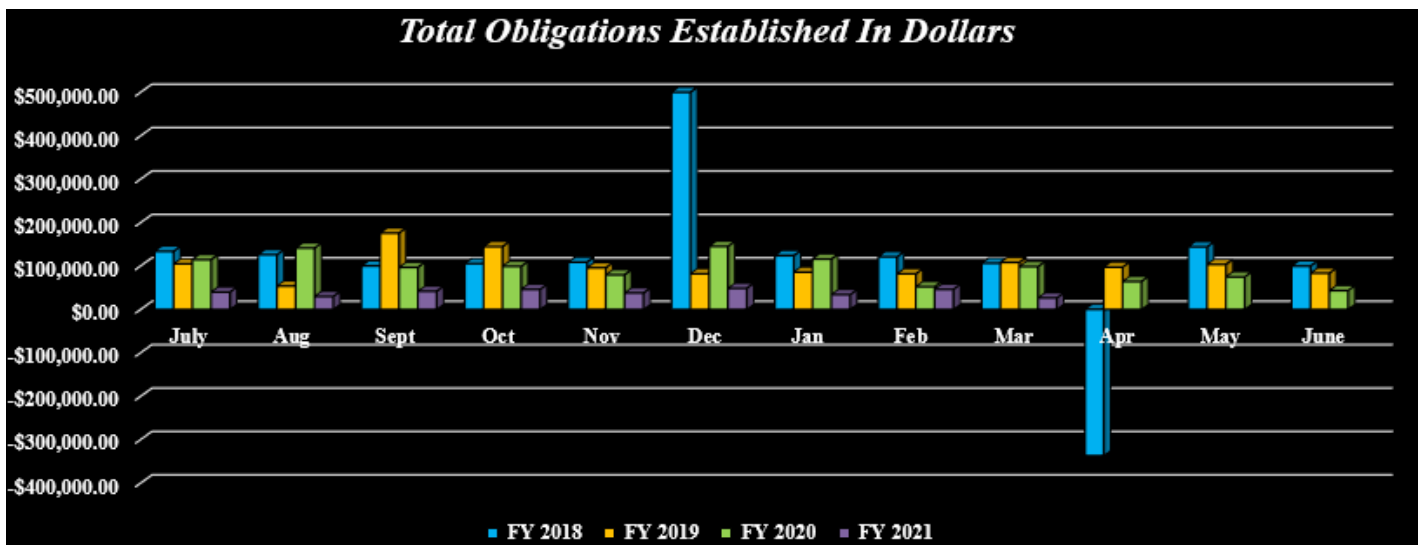
Total Obligations Established

<i>Total Obligations Established</i>				
Month	FY 2018	FY 2019	FY 2020	FY 2021
July	992	1646	1131	422
Aug	1751	1260	2211	341
Sept	1482	1448	1347	340
Oct	1585	1459	1146	248
Nov	1166	1155	1161	317
Dec	1450	1150	852	488
Jan	1871	1893	976	361
Feb	1332	967	936	288
Mar	1703	1278	1210	281
Apr	1462	1487	551	
May	1522	1219	461	
June	1753	1390	440	
Obligation Totals	18069	16352	12422	3086



Total Obligations Established in Dollars

<i>Total Obligations Established In Dollars</i>				
Month	FY 2018	FY 2019	FY 2020	FY 2021
July	\$133,730.11	\$104,805.06	\$114,591.71	\$39,884.90
Aug	\$125,704.42	\$53,776.75	\$140,998.53	\$29,855.20
Sept	\$99,845.06	\$175,685.62	\$96,858.66	\$41,713.37
Oct	\$105,102.34	\$144,399.65	\$99,190.91	\$45,955.08
Nov	\$108,573.74	\$95,726.21	\$79,665.82	\$37,664.45
Dec	\$500,369.85	\$81,914.87	\$144,974.29	\$48,506.21
Jan	\$123,687.57	\$85,618.26	\$115,856.94	\$33,838.17
Feb	\$121,202.53	\$81,957.41	\$52,365.00	\$46,130.90
Mar	\$106,241.81	\$107,937.88	\$98,478.03	\$26,153.33
Apr	-\$337,016.14	\$97,145.24	\$64,237.50	
May	\$144,097.25	\$103,587.24	\$74,818.75	
June	\$99,767.29	\$83,215.59	\$43,202.29	
Obligation Dollars Totals	\$1,331,306	\$1,215,770	\$1,125,238	\$349,702



Item 2-3 Juvenile Fees Collected and Allocated
3 COSC Juv Revenue Allocation MC_FY18-FY21
Source: Clerk of Court

JUVENILE FUNDS FY18															
Revenue deposited with County Treasurer - Allocated to State (S) and County (C) funds															
S/C	County Department	Description	July 2017	August 2017	September 2017	October 2017	November 2017	December 2017	January 2018	February 2018	March 2018	April 2018	May 2018	June 2018	Grand Totals
S	N/A	DUI ABATEMENT FUND	0.00	0.00	0.00	0.00	0.00	0.00	0.00	0.00	33.60	0.00	0.00	0.00	33.60
C	CLERK OF THE SUPERIOR COURT	FINES - (Juv Civil Traffic)	3,649.54	6,034.64	3,308.52	2,879.53	1,937.10	2,826.28	3,641.27	2,415.82	3,544.54	2,487.15	3,320.11	1,946.89	37,991.39
C	JUVENILE PROBATION	JUV PROBATION SUPPLEMENTS	2,876.77	964.37	1,043.77	806.60	595.91	1,207.85	737.65	585.61	4,325.89	2,420.54	3,003.93	2,216.47	20,785.36
C	JUVENILE PROBATION	JUV COST OF DETENTION	0.00	0.00	0.00	0.00	0.00	0.00	0.00	0.00	0.00	0.00	0.00	0.00	0.00
C	JUVENILE PROBATION	JUV DIVERSIONS SUPPLEMENT	3,644.49	3,151.20	2,144.70	2,150.56	1,860.41	2,039.05	2,240.57	2,261.65	5,222.78	4,076.62	4,693.06	3,592.25	37,077.34
C	JUVENILE PROBATION	JIP MONETARY FEE	537.45	116.66	640.00	605.00	455.84	13.66	520.00	566.83	1,650.27	382.64	802.32	479.72	6,770.39
C	SUPERIOR COURT	JUVENILE LEGAL SERVICES	20,734.70	10,232.78	12,383.94	15,973.50	12,525.42	11,058.11	13,509.15	16,394.28	46,910.04	34,300.81	38,283.55	28,870.56	261,176.84
C	JUVENILE PROBATION	JUV PROBATION SERVC FEE	18,339.59	5,652.58	4,409.35	3,725.87	2,711.65	7,652.03	2,703.36	2,414.31	27,051.54	17,093.39	23,377.89	20,475.12	135,606.68
C	JUVENILE PROBATION	JUV ADJUSTMENT SERVC FEE	0.00	0.00	0.00	0.00	30.00	5.00	0.00	0.00	0.00	0.00	44.00	100.00	179.00
C	SUPERIOR COURT	JCEF TIME PAY- COUNTY	197.64	159.39	68.96	76.51	55.65	90.39	129.78	121.74	244.00	162.87	186.86	207.00	1,700.79
S	N/A	JCEF TIME PAY-STATE	367.02	295.99	128.08	142.07	103.35	167.87	241.04	226.08	453.12	302.48	347.02	384.43	3,158.55
S	N/A	ADD'L PENALTY ASSESSMENTS	175.61	125.92	142.76	126.53	134.67	126.77	174.56	166.23	142.09	134.66	174.80	142.28	1,766.86
C	JUSTICE COURTS	JUSTICE COURT ADMIN FEE	21.70	15.56	17.64	15.64	16.65	15.67	21.57	20.55	17.56	16.64	21.60	17.58	218.38
C	JUVENILE PROBATION	JUVENILE RESTITUTION FUND	0.00	0.00	0.00	0.00	0.00	0.00	0.00	0.00	0.00	20.00	85.75	80.00	185.75
C	JUVENILE PROBATION	JUV DIVERSION FEE	14,774.87	12,710.41	8,618.79	8,608.65	7,538.46	8,254.41	8,921.59	9,096.66	21,220.36	16,754.47	19,099.06	14,735.63	150,333.36
S	N/A	PEACE OFFICER TRAINING FUND	0.00	0.00	0.00	0.00	0.00	0.00	0.00	0.00	0.00	0.00	0.00	0.00	0.00
C	PUBLIC DEFENDER	PUBLIC DEFENDER REIMB	2,630.26	1,709.83	1,357.52	1,592.20	1,557.35	1,352.34	1,517.99	1,646.10	5,148.96	3,857.50	4,362.41	3,160.57	29,893.03
C	COUNTY ATTORNEY	FORENSIC INVESTIGATION COSTS	1,120.00	(1.17)	565.00	525.00	32.80	0.00	100.00	958.56	194.21	47.98	0.00	0.00	3,542.38
S/C	N/A	CITING AGENCY FEES	87.74	62.89	71.29	63.19	80.25	59.30	87.17	83.01	70.95	67.25	87.29	71.05	891.38
S	N/A	VICTIMS RIGHTS ENFORCEMENT	49.06	51.41	43.56	43.56	33.60	33.65	51.59	51.48	65.42	37.60	47.62	35.52	544.07
C	COUNTY ATTORNEY	DV STRANGULATION EXAMINATION	0.00	0.00	0.00	0.00	0.00	0.00	0.00	0.00	0.00	0.00	0.00	0.00	0.00
TOTAL \$			69,206.44	41,282.46	34,943.88	37,334.41	29,669.11	34,902.38	34,597.29	37,008.91	116,295.33	82,162.60	97,937.27	76,515.07	691,855.15

JUVENILE FUNDS															
Revenue deposited with State Treasurer - Allocated to State (S) funds															
S/C	Description	July 2017	August 2017	September 2017	October 2017	November 2017	December 2017	January 2018	February 2018	March 2018	April 2018	May 2018	June 2018	Grand Totals	
S	AZ DPS FORENSICS FUND	0.00	0.00	0.00	0.00	0.00	0.00	0.00	0.00	0.00	0.00	0.00	0.00	0.00	
S	AZ DPS FORENSICS FUND	1,164.06	1,045.63	972.62	859.92	790.41	821.20	1,098.28	922.16	1,017.41	798.36	1,112.91	783.63	11,386.59	
S	JUVENILE FAMILY COUNSELING	(2.18)	222.82	1,122.41	1,365.20	712.41	1,137.76	1,435.45	1,812.40	2,141.12	2,665.66	2,125.42	2,450.65	17,189.12	
S	VICTIM RIGHTS (JUVENILE)	4,709.35	3,711.07	2,463.10	2,687.08	2,351.65	2,542.07	3,063.11	2,551.63	7,041.94	4,476.40	5,188.25	4,012.65	44,798.30	
TOTAL \$		5,871.23	4,979.52	4,558.13	4,912.20	3,854.47	4,501.03	5,596.84	5,286.19	10,200.47	7,940.42	8,426.58	7,246.93	73,374.01	

JUVENILE FUNDS															
Revenue deposited with Arizona Administrative Office of the Courts (AOC)															
S/C	Description	July 2017	August 2017	September 2017	October 2017	November 2017	December 2017	January 2018	February 2018	March 2018	April 2018	May 2018	June 2018	Grand Totals	
	STATE JCEF (TRAFFIC \$5)	5.00	0.00	10.00	(10.00)	0.00	0.00	0.00	0.00	0.00	0.00	0.00	5.00	10.00	
	PLACEMENT DIVERSION/TREATMENT	16,269.08	15,923.60	11,810.68	14,391.97	9,583.67	11,976.61	13,263.12	13,937.80	24,811.87	18,069.22	21,327.47	14,957.27	186,322.36	
TOTAL \$		16,274.08	15,923.60	11,820.68	14,381.97	9,583.67	11,976.61	13,263.12	13,937.80	24,811.87	18,069.22	21,327.47	14,962.27	186,332.36	

JUVENILE FUNDS FY19

Revenue deposited with County Treasurer - Allocated to State (S) and County (C) funds

S/C	County Department	Description	July 2018	August 2018	September 2018	October 2018	November 2018	December 2018	January 2019	February 2019	March 2019	April 2019	May 2019	June 2019	Grand Totals
S	N/A	DUI ABATEMENT FUND	40.00	(40.00)	0.00	0.00	0.00	0.00	0.00	0.00	0.00	17.70	0.00	0.00	17.70
C	CLERK OF THE SUPERIOR COURT	FINES - (Juv Civil Traffic)	2,183.13	2,382.67	2,577.12	3,580.83	3,551.07	3,387.29	2,949.02	2,220.60	3,757.33	2,955.30	3,759.59	1,935.29	35,239.24
C	JUVENILE PROBATION	JUV PROBATION SUPPLEMENTS	2,338.27	985.60	626.66	1,595.09	698.27	558.99	8.58	564.47	4,883.74	2,802.51	2,068.17	1,937.56	19,067.91
C	JUVENILE PROBATION	JUV COST OF DETENTION	0.00	0.00	0.00	0.00	0.00	0.00	0.00	0.00	0.00	0.00	0.00	0.00	0.00
C	JUVENILE PROBATION	JUV DIVERSIONS SUPPLEMENT	3,221.28	2,472.45	1,561.38	2,137.07	2,004.21	1,616.52	2,034.87	1,847.17	5,466.94	3,961.41	3,156.59	3,612.82	33,092.71
C	JUVENILE PROBATION	JIP MONETARY FEE	1,002.74	2,276.83	251.06	287.87	1,403.78	158.33	605.00	415.60	1,434.07	919.06	1,458.24	1,093.82	11,306.40
C	SUPERIOR COURT	JUVENILE LEGAL SERVICES	26,780.29	20,135.36	15,292.49	15,407.60	17,455.85	12,002.48	16,684.24	12,018.46	67,975.49	34,902.39	27,810.99	25,030.16	291,495.80
C	JUVENILE PROBATION	JUV PROBATION SERVC FEE	19,337.92	7,339.97	3,059.93	6,101.65	2,970.53	3,005.60	3,109.13	2,438.18	32,697.30	21,527.82	14,072.70	15,677.57	131,338.30
C	JUVENILE PROBATION	JUV ADJUSTMENT SERVC FEE	0.00	25.01	30.00	5.00	0.00	30.00	0.00	0.00	60.00	97.00	57.00	5.00	309.01
C	SUPERIOR COURT	JCEF TIME PAY- COUNTY	169.20	185.56	116.10	132.10	106.90	65.17	118.39	97.09	314.46	183.71	177.49	144.26	1,810.43
S	N/A	JCEF TIME PAY-STATE	314.22	344.60	198.47	245.32	198.52	121.05	219.86	180.31	583.98	341.15	329.64	267.91	3,345.03
S	N/A	ADD'L PENALTY ASSESSMENTS	118.43	134.67	182.98	254.59	237.09	237.17	197.41	173.91	214.17	246.14	215.00	157.73	2,369.27
C	JUSTICE COURTS	JUSTICE COURT ADMIN FEE	14.64	16.64	22.61	31.47	29.30	29.31	24.40	21.49	26.47	30.42	26.57	19.49	292.83
C	JUVENILE PROBATION	JUVENILE RESTITUTION FUND	20.00	0.00	0.00	0.00	0.00	0.00	0.00	0.00	0.00	88.00	70.00	20.00	198.00
C	JUVENILE PROBATION	JUV DIVERSION FEE	13,022.32	10,050.15	6,271.12	8,638.31	8,107.20	6,468.31	8,074.49	7,388.72	22,367.25	16,166.99	12,847.81	14,824.12	134,226.79
S	N/A	PEACE OFFICER TRAINING FUND	0.00	0.00	0.00	0.00	0.00	0.00	0.00	0.00	0.00	0.00	0.00	0.00	0.00
C	PUBLIC DEFENDER	PUBLIC DEFENDER REIMB	3,057.20	2,024.92	1,587.06	1,549.50	1,326.49	906.60	1,148.82	879.78	6,355.67	3,634.31	2,713.55	2,641.38	27,825.28
C	COUNTY ATTORNEY	FORENSIC INVESTIGATION COSTS	680.00	591.65	143.28	549.28	42.12	525.00	1,848.90	597.73	524.02	650.00	611.25	343.67	7,106.90
S/C	N/A	CITING AGENCY FEES	59.14	67.25	91.37	131.14	118.39	118.43	98.58	86.85	106.95	122.91	107.37	78.76	1,187.14
S	N/A	VICTIMS RIGHTS ENFORCEMENT	29.57	39.62	51.69	76.51	69.20	65.22	86.20	51.34	63.49	65.35	65.32	93.82	757.33
C	COUNTY ATTORNEY	DV STRANGULATION EXAMINATION	0.00	0.00	0.00	0.00	550.00	0.00	0.00	550.00	0.00	0.00	0.00	0.00	1,100.00
TOTAL \$			72,388.35	49,032.95	32,063.32	40,723.33	38,868.92	29,295.47	37,207.89	29,531.70	146,831.33	88,712.17	69,547.28	67,883.36	702,086.07

JUVENILE FUNDS

Revenue deposited with State Treasurer - Allocated to State (S) funds

S/C	Description	July 2018	August 2018	September 2018	October 2018	November 2018	December 2018	January 2019	February 2019	March 2019	April 2019	May 2019	June 2019	Grand Totals
S	AZ DPS FORENSICS FUND	0.00	0.00	20.00	(0.29)	0.00	0.00	0.00	0.00	0.00	0.00	0.00	0.00	19.71
S	AZ DPS FORENSICS FUND	767.33	810.53	1,128.30	1,934.12	1,389.82	1,704.38	1,258.53	1,121.04	1,486.91	1,579.26	1,470.43	899.29	15,549.94
S	JUVENILE FAMILY COUNSELING	1,770.55	1,939.18	625.84	1,877.75	1,178.92	824.73	1,271.58	1,286.85	3,100.52	4,943.97	2,160.22	1,253.53	22,233.64
S	VICTIM RIGHTS (JUVENILE)	4,258.98	2,787.87	1,624.56	2,431.79	2,067.81	1,623.22	2,108.67	2,055.16	6,448.54	4,102.79	3,518.61	3,566.80	36,594.80
TOTAL \$		6,796.86	5,537.58	3,398.70	6,243.37	4,636.55	4,152.33	4,638.78	4,463.05	11,035.97	10,626.02	7,149.26	5,719.62	74,398.09

JUVENILE FUNDS

Revenue deposited with Arizona Administrative Office of the Courts (AOC)

S/C	Description	July 2018	August 2018	September 2018	October 2018	November 2018	December 2018	January 2019	February 2019	March 2019	April 2019	May 2019	June 2019	Grand Totals
	STATE JCEF (TRAFFIC \$5)	0.00	0.00	0.00	0.00	0.00	0.00	0.00	0.00	5.00	0.00	0.00	5.00	10.00
	PLACEMENT DIVERSION/TREATMENT	20,734.85	15,101.22	8,661.17	10,707.74	15,065.40	6,937.58	10,406.00	9,052.26	32,142.72	19,723.56	17,313.26	13,379.66	179,225.42
TOTAL \$		20,734.85	15,101.22	8,661.17	10,707.74	15,065.40	6,937.58	10,406.00	9,052.26	32,147.72	19,723.56	17,313.26	13,384.66	179,235.42

JUVENILE FUNDS FY20															
Revenue deposited with County Treasurer - Allocated to State (S) and County (C) funds															
S/C	County Department	Description	July 2019	August 2019	September 2019	October 2019	November 2019	December 2019	January 2020	February 2020	March 2020	April 2020	May 2020	June 2020	Grand Totals
S	N/A	DUI ABATEMENT FUND	0.00	0.00	0.00	0.00	0.00	0.00	0.00	0.00	0.00	0.00	0.00	0.00	0.00
C	CLERK OF THE SUPERIOR COURT	CITATION FINES - (Juv Civil Traffic)	2,178.79	2,051.23	1,738.03	2,239.99	1,101.34	2,377.63	3,334.09	3,823.23	3,963.34	2,855.44	2,732.97	2,581.76	30,977.84
C	JUVENILE PROBATION	JUV PROBATION SUPPLEMENTS	1,610.64	666.73	373.31	714.64	880.10	403.15	1,041.16	588.12	3,840.91	1,654.34	3,102.44	1,764.81	16,640.35
C	JUVENILE PROBATION	JUV COST OF DETENTION	0.00	0.00	0.00	0.00	0.00	0.00	0.00	0.00	0.00	0.00	0.00	0.00	0.00
C	JUVENILE PROBATION	JUV DIVERSIONS SUPPLEMENT	2,488.59	2,289.18	2,124.66	2,001.60	1,694.53	1,818.86	1,863.80	2,091.83	3,311.28	2,041.14	3,020.39	1,940.06	26,685.92
C	JUVENILE PROBATION	JIP MONETARY FEE	861.66	1,003.20	480.83	999.52	460.00	1,014.81	194.15	858.51	1,783.83	1,296.03	1,230.21	1,206.46	11,389.21
C	SUPERIOR COURT	JUVENILE LEGAL SERVICES	17,986.87	12,959.70	13,829.65	13,169.28	10,406.52	11,433.01	9,214.26	12,598.56	43,120.56	33,327.87	29,764.25	20,024.47	227,835.00
C	JUVENILE PROBATION	JUV PROBATION SERVC FEE	8,310.93	1,903.52	1,744.32	3,569.24	2,988.46	2,583.20	3,909.67	2,917.85	19,355.17	13,585.87	22,756.03	11,256.76	94,881.02
C	JUVENILE PROBATION	JUV ADJUSTMENT SERVC FEE	0.00	0.00	0.00	0.00	10.00	30.00	0.00	0.00	0.00	10.00	65.00	11.58	126.58
C	SUPERIOR COURT	JCEF TIME PAY- COUNTY	198.28	117.70	89.89	83.18	77.00	125.08	73.83	172.48	245.08	168.09	290.69	184.40	1,825.70
S	N/A	JCEF TIME PAY-STATE	368.25	218.58	166.94	154.49	143.00	232.29	137.12	320.32	455.15	312.16	539.87	342.45	3,390.62
S	N/A	ADD'L PENALTY ASSESSMENTS	110.16	94.40	62.81	231.36	88.11	164.61	254.12	212.74	245.63	117.05	70.70	95.26	1,746.95
C	JUSTICE COURTS	JUSTICE COURT ADMIN FEE	13.62	11.67	7.76	28.59	10.89	20.35	31.41	26.29	30.36	14.47	8.74	11.77	215.92
C	JUVENILE PROBATION	JUVENILE RESTITUTION FUND	20.00	0.00	0.00	8.67	0.00	0.00	0.00	0.00	0.00	0.00	40.00	7.66	76.33
C	JUVENILE PROBATION	JUV DIVERSION FEE	10,265.72	9,154.42	8,497.94	8,081.44	6,818.17	7,275.42	7,453.90	8,367.35	13,328.97	8,608.83	12,475.36	7,907.72	108,235.24
S	N/A	PEACE OFFICER TRAINING FUND	0.00	0.00	0.00	0.00	0.00	0.00	4.00	4.00	4.00	8.00	(0.05)	0.00	19.95
C	PUBLIC DEFENDER	PUBLIC DEFENDER REIMB	1,421.51	1,003.80	1,160.12	924.33	762.50	871.60	742.43	1,056.67	3,523.32	2,132.71	3,261.13	1,505.86	18,365.98
C	COUNTY ATTORNEY	FORENSIC INVESTIGATION COSTS	124.77	0.00	139.20	536.82	500.00	0.00	0.00	50.00	(0.70)	557.00	0.00	600.00	2,507.09
S/C	N/A	CITING AGENCY FEES	55.01	47.14	31.37	115.54	44.00	82.20	126.90	106.24	122.66	58.46	35.31	47.57	872.40
S	N/A	VICTIMS RIGHTS ENFORCEMENT	60.45	8.48	21.63	66.74	41.00	32.41	80.36	70.06	73.27	18.23	28.63	35.79	537.05
C	COUNTY ATTORNEY	DV STRANGULATION EXAMINATION	0.00	0.00	0.00	0.00	0.00	0.00	0.00	0.00	0.00	0.00	0.00	0.00	0.00
TOTAL \$			46,075.25	31,529.75	30,468.46	32,925.43	26,025.62	28,464.62	28,461.20	33,264.25	93,402.83	66,765.69	79,421.67	49,524.38	546,329.15

JUVENILE FUNDS															
Revenue deposited with State Treasurer - Allocated to State (S) funds															
S/C		Description	July 2019	August 2019	September 2019	October 2019	November 2019	December 2019	January 2020	February 2020	March 2020	April 2020	May 2020	June 2020	Grand Totals
S		AZ DPS FORENSICS FUND	0.00	0.00	0.00	0.00	0.00	0.00	0.00	0.00	0.00	0.00	0.00	0.00	0.00
S		AZ DPS FORENSICS FUND	610.98	637.24	346.93	1,502.49	582.16	1,142.13	1,656.30	1,290.41	1,543.12	805.69	645.79	860.91	11,624.15
S		JUVENILE FAMILY COUNSELING	1,588.78	1,264.62	1,548.79	487.00	650.00	1,403.93	967.77	1,137.35	1,849.83	1,891.28	1,991.69	1,372.94	16,153.98
S		VICTIM RIGHTS (JUVENILE)	2,587.73	2,698.60	2,424.79	2,339.64	2,183.47	2,073.08	2,437.31	2,463.73	4,267.13	3,015.27	4,486.62	2,770.20	33,747.57
TOTAL \$			4,787.49	4,600.46	4,320.51	4,329.13	3,415.63	4,619.14	5,061.38	4,891.49	7,660.08	5,712.24	7,124.10	5,004.05	61,525.70

JUVENILE FUNDS															
Revenue deposited with Arizona Administrative Office of the Courts (AOC)															
S/C		Description	July 2019	August 2019	September 2019	October 2019	November 2019	December 2019	January 2020	February 2020	March 2020	April 2020	May 2020	June 2020	Grand Totals
		STATE JCEF (TRAFFIC \$5)	0.00	0.00	5.00	0.00	5.00	5.00	0.00	5.00	10.00	10.00	(0.07)	4.93	44.86
		PLACEMENT DIVERSION/TREATMENT	18,411.78	8,291.14	9,812.53	9,559.23	7,589.42	9,981.62	6,189.41	6,912.54	15,779.43	12,174.05	18,526.78	9,973.15	133,201.08
TOTAL \$			18,411.78	8,291.14	9,817.53	9,559.23	7,594.42	9,986.62	6,189.41	6,917.54	15,789.43	12,184.05	18,526.71	9,978.08	133,245.94

FY20 Deposit Totals

Row Labels	Sum of Grand Totals
CLERK OF THE SUPERIOR COURT	\$ 30,977.84
COUNTY ATTORNEY	\$ 2,507.09
JUSTICE COURTS	\$ 215.92
JUVENILE PROBATION	\$ 258,034.65
N/A	\$ 6,566.97
PUBLIC DEFENDER	\$ 18,365.98
SUPERIOR COURT	\$ 229,660.70
(blank)	
Grand Total	\$ 546,329.15

JUVENILE FUNDS FY21 (Year to Date)

Revenue deposited with County Treasurer - Allocated to State (S) and County (C) funds

S/C	County Department	Description	July 2020	August 2020	September 2020	October 2020	November 2020	December 2020	January 2021	February 2021	March 2021	April 2021	May 2021	June 2021	Grand Totals
S	N/A	DUI ABATEMENT FUND	0.00	0.00	0.00	0.00	0.00	0.00	0.00	0.00					0.00
C	CLERK OF THE SUPERIOR COURT	CITATION FINES - <i>(Juv Civil Traffic)</i>	2,020.44	3,769.03	2,153.54	2,639.08	2,820.82	2,769.34	2,815.58	2,335.50					21,323.33
C	JUVENILE PROBATION	JUV PROBATION SUPPLEMENTS	0.00	2,925.04	1,193.80	514.48	627.68	208.90	820.57	246.85					6,537.32
C	JUVENILE PROBATION	JUV COST OF DETENTION	0.00	123.43	0.00	0.00	0.00	0.00	0.00	0.00					123.43
C	JUVENILE PROBATION	JUV DIVERSIONS SUPPLEMENT	1,626.41	2,336.07	1,216.89	997.03	710.22	893.55	661.57	563.54					9,005.28
C	JUVENILE PROBATION	JIP MONETARY FEE	1,786.04	1,035.77	1,267.81	1,173.83	1,256.02	347.68	1,320.54	847.15					9,034.84
C	SUPERIOR COURT	JUVENILE LEGAL SERVICES	7,987.63	22,632.05	7,694.10	2,625.51	3,105.87	5,124.75	1,778.61	1,485.24					52,433.76
C	JUVENILE PROBATION	JUV PROBATION SERVC FEE	8,334.95	19,032.94	9,795.81	3,536.04	2,634.30	853.46	2,794.47	905.74					47,887.71
C	JUVENILE PROBATION	JUV ADJUSTMENT SERVC FEE	0.00	50.00	30.00	15.00	15.00	0.00	0.00	0.00					110.00
C	SUPERIOR COURT	JCEF TIME PAY- COUNTY	174.56	213.65	116.05	139.38	144.95	139.56	160.03	117.57					1,205.75
S	N/A	JCEF TIME PAY-STATE	324.17	396.78	215.51	258.85	269.21	259.19	297.21	218.35					2,239.27
S	N/A	ADD'L PENALTY ASSESSMENTS	95.35	63.10	71.44	87.30	60.04	47.28	111.44	143.06					679.00
C	JUSTICE COURTS	JUSTICE COURT ADMIN FEE	11.78	7.80	8.83	10.79	7.42	5.84	13.77	17.68					83.92
C	JUVENILE PROBATION	JUVENILE RESTITUTION FUND	20.00	20.00	0.00	0.00	0.00	0.00	20.00	0.00					60.00
C	JUVENILE PROBATION	JUV DIVERSION FEE	6,562.19	9,939.06	5,004.64	4,013.14	2,626.95	3,465.43	2,712.53	2,294.16					36,618.10
S	N/A	PEACE OFFICER TRAINING FUND	0.00	0.00	0.00	0.00	4.00	8.00	3.95	12.00					27.95
C	PUBLIC DEFENDER	PUBLIC DEFENDER REIMB	612.17	2,342.35	702.08	236.87	174.68	360.19	150.53	94.28					4,673.15
C	COUNTY ATTORNEY	FORENSIC INVESTIGATION COSTS	(6.95)	0.00	0.00	950.00	13.01	(5.01)	60.00	0.00					1,011.05
S/C	N/A	CITING AGENCY FEES	47.61	31.51	35.68	43.60	29.98	23.58	55.65	71.44					339.05
S	N/A	VICTIMS RIGHTS ENFORCEMENT	36.75	27.55	38.78	43.61	27.68	24.72	37.66	110.64					347.39
C	COUNTY ATTORNEY	DV STRANGULATION EXAMINATION	0.00	0.00	0.00	0.00	0.00	0.00	0.00	0.00					0.00
TOTAL \$			29,633.10	64,946.13	29,544.96	17,284.51	14,527.83	14,526.46	13,814.11	9,463.20	0.00	0.00	0.00	0.00	193,740.30

JUVENILE FUNDS

Revenue deposited with State Treasurer - Allocated to State (S) funds

S/C	Description	July 2019	August 2019	September 2019	October 2019	November 2019	December 2019	January 2020	February 2020	March 2020	April 2020	May 2020	June 2020	Grand Totals
S	AZ DPS FORENSICS FUND	0.00	0.00	0.00	0.00	0.00	0.00	0.00	0.00					0.00
S	AZ DPS FORENSICS FUND	647.00	362.84	418.84	484.18	351.16	262.25	640.96	1,001.39					4,168.62
S	JUVENILE FAMILY COUNSELING	892.36	1,306.21	135.40	200.00	349.36	0.00	170.72	150.00					3,204.05
S	VICTIM RIGHTS (JUVENILE)	2,142.60	2,778.49	1,328.34	1,069.28	643.36	895.31	823.07	585.54					10,265.99
TOTAL \$		3,681.96	4,447.54	1,882.58	1,753.46	1,343.88	1,157.56	1,634.75	1,736.93	0.00	0.00	0.00	0.00	17,638.66

JUVENILE FUNDS

Revenue deposited with Arizona Administrative Office of the Courts (AOC)

S/C	Description	July 2019	August 2019	September 2019	October 2019	November 2019	December 2019	January 2020	February 2020	March 2020	April 2020	May 2020	June 2020	Grand Totals
	STATE JCEF (TRAFFIC \$5)	5.00	0.00	0.00	0.00	5.00	10.00	4.94	15.00					39.94
	PLACEMENT DIVERSION/TREATMENT	5,250.69	11,427.38	8,255.99	6,203.10	1,139.05	1,855.42	3,749.97	1,634.74					39,516.34
TOTAL \$		5,255.69	11,427.38	8,255.99	6,203.10	1,144.05	1,865.42	3,754.91	1,649.74	0.00	0.00	0.00	0.00	39,556.28

Item 4-5 Assessment/ Collection Costs and Probation/ Juvenile Court Budget
 4-5 JB Financial Data

Source: Superior Court Finance

judicial branch							
statement of actual expenses for juvenile collections							
recent fiscal years' history							
as of 3/19/2021							
judicial branch sector		juvenile collections					
segment		operating					
		major budget/transaction category rollup expense personnel		major budget/transaction category		Values	
financial component	Fund	FY 21	FY 20	FY 19	FY 18		
actual	100 - General	447,255	696,852	653,623	158,252		
actual Total		447,255	696,852	653,623	158,252		
note 1) OCs 795* excluded from actual for JCLL to reflect total operations							
note 2) FY 21 for JCLL reflects feb YTD							
note 2) FY 18 for JCLL reflects expenses apr-jun; apr = inaugural month of use of JCLL							

judicial branch															
statement of budget for juvenile probation and juvenile court and actual for activity for juvenile collections															
recent fiscal years' history															
as of 3/19/2021															
segment Values															
financial component	account type	Fund	operating FY 21	FY 20	FY 19	FY 18	nonrecurring FY 21	FY 20	FY 19	FY 18	Total FY 21	Total FY 20	Total FY 19	Total FY 18	
annual budget	expense	255 - Detention Op	37,581,044	38,354,112	36,333,133	35,920,115	2,479,451	1,640,000			40,060,495	39,994,112	36,333,133	35,920,115	
		100 - General	33,355,216	34,425,665	33,814,696	30,186,461	482,010				33,837,226	34,425,665	33,814,696	30,186,461	
		227 - Juv Prob Grants	3,425,167	3,425,167	3,478,387	3,574,627	15,000	15,000	15,000	50,000	3,440,167	3,440,167	3,493,387	3,624,627	
		228 - Jub Prob Sp Fee	2,644,783	2,669,783	2,449,280	2,412,699	596,010	1,000,000	620,497	257,078	3,240,793	3,669,783	3,069,777	2,669,777	
		238 - Sup Crt Grants	2,647,903	2,217,862	2,827,335	3,421,307					2,647,903	2,217,862	2,827,335	3,421,307	
		200 - Coronavirus RF					913,131	887,500			913,131	887,500			
		275 - Juv Prob Div	155,956	162,870	180,000	180,000		149,741	265,251	203,265	155,956	312,611	445,251	383,265	
		229 - Juv Restitution			16,050	51,430	50,000	50,000	6,000	6,000	50,000	50,000	22,050	57,430	
		208 - SC Jud Enhance		168,160	161,198							168,160	161,198		
		208 - Jud Enhancement				142,461								142,461	
		expense Total		79,810,069	81,423,619	79,260,079	75,889,100	4,535,602	3,742,241	906,748	516,343	84,345,671	85,165,860	80,166,827	76,405,443
		revenue		9,089,005	8,745,245	9,233,952	10,068,559	928,131	902,500	15,000	50,000	10,017,136	9,647,745	9,248,952	10,118,559
annual budget Total			88,899,074	90,168,864	88,494,031	85,957,659	5,463,733	4,644,741	921,748	566,343	94,362,807	94,813,605	89,415,779	86,524,002	
actual	expense	100 - General	447,255	696,852	653,623	158,252					447,255	696,852	653,623	158,252	
	expense Total		447,255	696,852	653,623	158,252					447,255	696,852	653,623	158,252	
actual Total			447,255	696,852	653,623	158,252					447,255	696,852	653,623	158,252	
note 1) OCs 795* excluded from actual for JCLL to reflect total operations															
note 2) FY 21 for JCLL reflects feb YTD															
note 2) FY 18 for JCLL reflects expenses apr-jun; apr = inaugural month of use of JCLL															

judicial branch																		
statement of budget for juvenile probation																		
recent fiscal years' history																		
as of 3/19/2021																		
judicial branch sector juvenile probation																		
major budget/trans major action budget/trans category action rollup category Values																		
expense											expense FY 21	expense FY 20	expense FY 19	expense FY 18	revenue			
segment	financial component	Fund	personnel				supplies and services								FY 21	FY 20	FY 19	FY 18
	annual budget		FY 21	FY 20	FY 19	FY 18	FY 21	FY 20	FY 19	FY 18								
operating	255 - Detention Op		35,251,540	35,551,877	33,579,137	32,125,483	2,329,504	2,802,235	2,753,996	3,794,632	37,581,044	38,354,112	36,333,133	35,920,115				
	100 - General		19,349,058	19,495,162	19,146,472	17,217,702	1,702,078	1,720,899	1,340,884	819,386	21,051,136	21,216,061	20,487,356	18,037,088	3,504	3,504	9,900	9,900
	227 - Juv Prob Grants		2,664,214	2,675,971	3,046,445	2,665,557	760,953	749,196	431,942	909,070	3,425,167	3,425,167	3,478,387	3,574,627	3,440,167	3,440,167	3,493,387	3,624,627
	228 - Jub Prob Sp Fee		2,644,776	2,669,783	2,449,280	2,412,699	7				2,644,783	2,669,783	2,449,280	2,412,699	2,644,783	2,669,783	2,449,280	2,412,699
	275 - Juv Prob Div		155,940	162,870	146,143	177,256	16			33,857	155,956	162,870	180,000	180,000	155,956	162,870	180,000	180,000
	229 - Juv Restitution								16,050	51,430			16,050	51,430			1,050	1,430
operating Total			60,065,528	60,555,663	58,367,477	54,598,697	4,792,558	5,272,330	4,576,729	5,577,262	64,858,086	65,827,993	62,944,206	60,175,959	6,244,410	6,276,324	6,133,617	6,228,656
nonrecurring	255 - Detention Op		851				2,478,600	1,640,000			2,479,451	1,640,000						
	200 - Coronavirus RF		913,131	887,500							913,131	887,500		913,131	887,500			
	228 - Jub Prob Sp Fee		446,010		220,497	257,078	150,000	1,000,000	400,000		596,010	1,000,000	620,497	257,078				
	100 - General						482,010				482,010							
	229 - Juv Restitution						50,000	50,000	6,000	6,000	50,000	50,000	6,000	6,000	15,000	15,000	15,000	50,000
	227 - Juv Prob Grants						15,000	15,000	15,000	50,000	15,000	15,000	50,000					
	275 - Juv Prob Div			149,741	265,251	203,265						149,741	265,251	203,265				
nonrecurring Total			1,359,992	1,037,241	485,748	460,343	3,175,610	2,705,000	421,000	56,000	4,535,602	3,742,241	906,748	516,343	928,131	902,500	15,000	50,000
Grand Total			61,425,520	61,592,904	58,853,225	55,059,040	7,968,168	7,977,330	4,997,729	5,633,262	69,393,688	69,570,234	63,850,954	60,692,302	7,172,541	7,178,824	6,148,617	6,278,656
note 1) OCS 795* excluded from actual for JCLL to reflect total operations																		
note 2) FY 21 for JCLL reflects feb YTD																		
note 2) FY 18 for JCLL reflects expenses apr-jun; apr = inaugural month of use of JCLL																		

judicial branch																							
statement of budget for juvenile court																							
recent fiscal years' history																							
as of 3/19/2021																							
judicial branch sector		juvenile court																					
segment		operating																					
major budget/transac																							
tion category																							
rollup																							
major budget/transac																							
tion category																							
Values																							
expense												expense FY 21		expense FY 20		expense FY 19		expense FY 18		revenue			
personnel						supplies and services																	
financial component		Fund	FY 21	FY 20	FY 19	FY 18	FY 21	FY 20	FY 19	FY 18					FY 21	FY 20	FY 19	FY 18					
annual budget		100 - General	11,779,040	12,662,032	12,885,240	11,761,149	525,040	547,572	442,100	388,224	12,304,080	13,209,604	13,327,340	12,149,373	196,692	273,000	273,000	418,596					
		238 - Sup Crt Grants	2,257,389	1,957,084	1,893,076	1,764,275	390,514	260,778	934,259	1,657,032	2,647,903	2,217,862	2,827,335	3,421,307	2,647,903	2,195,921	2,827,335	3,421,307					
		277 - Emanciptn Admin																					
		208 - Jud Enhancement				137,061				5,400				142,461									
		208 - SC Jud Enhance		162,760	155,798			5,400	5,400			168,160	161,198										
annual budget Total			14,036,429	14,781,876	14,934,114	13,662,485	915,554	813,750	1,381,759	2,050,656	14,951,983	15,595,626	16,315,873	15,713,141	2,844,595	2,468,921	3,100,335	3,839,903					
note 1) OCs 795* excluded from actual for JCLL to reflect total operations																							
note 2) FY 21 for JCLL reflects feb YTD																							
note 2) FY 18 for JCLL reflects expenses apr-jun; apr = inaugural month of use of JCLL																							

judicial branch						
statement of budget for juvenile probation and juvenile court and actual for activity for juvenile collections						
recent fiscal years' history						
as of 3/19/2021						
			Values			
financial component	account type	Fund	FY 21	FY 20	FY 19	FY 18
annual budget	expense	255 - Detention Op	40,060,495	39,994,112	36,333,133	35,920,115
		100 - General	33,837,226	34,425,665	33,814,696	30,186,461
		227 - Juv Prob Grants	3,440,167	3,440,167	3,493,387	3,624,627
		228 - Jub Prob Sp Fee	3,240,793	3,669,783	3,069,777	2,669,777
		238 - Sup Crt Grants	2,647,903	2,217,862	2,827,335	3,421,307
		200 - Coronavirus RF	913,131	887,500		
		275 - Juv Prob Div	155,956	312,611	445,251	383,265
		229 - Juv Restitution	50,000	50,000	22,050	57,430
		208 - SC Jud Enhance		168,160	161,198	
		208 - Jud Enhancement				142,461
			expense Total		84,345,671	85,165,860
	revenue		10,017,136	9,647,745	9,248,952	10,118,559
annual budget Total			94,362,807	94,813,605	89,415,779	86,524,002
actual	expense	100 - General	447,255	696,852	653,623	158,252
	expense Total		447,255	696,852	653,623	158,252
actual Total			447,255	696,852	653,623	158,252
note 1) OCs 795* excluded from actual for JCLL to reflect total operations						
note 2) FY 21 for JCLL reflects feb YTD						
note 2) FY 18 for JCLL reflects expenses apr-jun; apr = inaugural month of use of JCLL						

judicial branch																	
statement of budget for juvenile probation and juvenile court and actual for activity for juvenile collections																	
recent fiscal years' history																	
as of 3/19/2021																	
major budget/transaction category rollup																	
major budget/transaction category Values																	
										expense				revenue			
										expense FY 21	expense FY 20	expense FY 19	expense FY 18	FY 21	FY 20	FY 19	FY 18
financial component	Fund	personnel				supplies and services											
		FY 21	FY 20	FY 19	FY 18	FY 21	FY 20	FY 19	FY 18								
annual budget	255 - Detention Op	35,252,391	35,551,877	33,579,137	32,125,483	4,808,104	4,442,235	2,753,996	3,794,632	40,060,495	39,994,112	36,333,133	35,920,115				
	100 - General	31,128,098	32,157,194	32,031,712	28,978,851	2,709,128	2,268,471	1,782,984	1,207,610	33,837,226	34,425,665	33,814,696	30,186,461	200,196	276,504	282,900	428,496
	227 - Juv Prob Grants	2,664,214	2,675,971	3,046,445	2,665,557	775,953	764,196	446,942	3,046,970	3,440,167	3,440,167	3,493,387	3,624,627	3,440,167	3,440,167	3,493,387	3,624,627
	228 - Jub Prob Sp Fee	3,090,786	2,669,783	2,669,777	2,669,777	150,007	1,000,000	400,000		3,240,793	3,669,783	3,069,777	2,669,777	2,644,783	2,669,783	2,449,280	2,412,699
	238 - Sup Crt Grants	2,257,389	1,957,084	1,893,076	1,764,275	390,514	260,778	934,259	1,657,032	2,647,903	2,217,862	2,827,335	3,421,307	2,647,903	2,195,921	2,827,335	3,421,307
	200 - Coronavirus RF	913,131	887,500							913,131	887,500			913,131	887,500		
	275 - Juv Prob Div	155,940	312,611	411,394	380,521	16		33,857	2,744	155,956	312,611	445,251	383,265	155,956	162,870	180,000	180,000
	229 - Juv Restitution					50,000	50,000	22,050	57,430	50,000	50,000	22,050	57,430	15,000	15,000	16,050	51,430
	277 - Emanciptn Admin																
	208 - Jud Enhancement				137,061				5,400				142,461				
	208 - SC Jud Enhance		162,760	155,798			5,400	5,400			168,160	161,198					
annual budget Total		75,461,949	76,374,780	73,787,339	68,721,525	8,883,722	8,791,080	6,379,488	7,683,918	84,345,671	85,165,860	80,166,827	76,405,443	10,017,136	9,647,745	9,248,952	10,118,559
actual	100 - General	447,255	696,852	653,623	158,252			(0)	0	447,255	696,852	653,623	158,252				
actual Total		447,255	696,852	653,623	158,252			(0)	0	447,255	696,852	653,623	158,252				
note 1) OCs 795* excluded from actual for JCLL to reflect total operations																	
note 2) FY 21 for JCLL reflects feb YTD																	
note 2) FY 18 for JCLL reflects expenses apr-jun; apr = inaugural month of use of JCLL																	

judicial branch																	
statement of budget for juvenile probation																	
recent fiscal years' history																	
as of 3/19/2021																	
judicial branch sector		juvenile probation															
<div style="display: flex; justify-content: space-between;"> <div style="width: 45%;"> <p>major budget/trans action category rollup</p> <p>major budget/trans action category</p> <p>Values</p> </div> <div style="width: 45%; text-align: right;"> <p>expense FY 21</p> <p>expense FY 20</p> <p>expense FY 19</p> <p>expense FY 18</p> <p>revenue</p> </div> </div>																	
<div style="display: flex; justify-content: space-between;"> <div style="width: 45%;"> <p>personnel</p> <p>supplies and services</p> </div> <div style="width: 45%; text-align: right;"> <p>expense</p> <p>revenue</p> </div> </div>																	
financial component	Fund	FY 21	FY 20	FY 19	FY 18	FY 21	FY 20	FY 19	FY 18	expense FY 21	expense FY 20	expense FY 19	expense FY 18	FY 21	FY 20	FY 19	FY 18
annual budget	255 - Detention Op	35,252,391	35,551,877	33,579,137	32,125,483	4,808,104	4,442,235	2,753,996	3,794,632	40,060,495	39,994,112	36,333,133	35,920,115				
	100 - General	19,349,058	19,495,162	19,146,472	17,217,702	2,184,088	1,720,899	1,340,884	819,386	21,533,146	21,216,061	20,487,356	18,037,088	3,504	3,504	9,900	9,900
	227 - Juv Prob Grants	2,664,214	2,675,971	3,046,445	2,665,557	775,953	764,196	446,942	959,070	3,440,167	3,440,167	3,493,387	3,624,627	3,440,167	3,440,167	3,493,387	3,624,627
	228 - Jub Prob Sp Fee	3,090,786	2,669,783	2,669,777	2,669,777	150,007	1,000,000	400,000		3,240,793	3,669,783	3,069,777	2,669,777	2,644,783	2,669,783	2,449,280	2,412,699
	200 - Coronavirus RF	913,131	887,500							913,131	887,500			913,131	887,500		
	275 - Juv Prob Div	155,940	312,611	411,394	380,521	16		33,857	2,744	155,956	312,611	445,251	383,265	155,956	162,870	180,000	180,000
	229 - Juv Restitution					50,000	50,000	22,050	57,430	50,000	50,000	22,050	57,430	15,000	15,000	16,050	51,430
annual budget Total		61,425,520	61,592,904	58,853,225	55,059,040	7,968,168	7,977,330	4,997,729	5,633,262	69,393,688	69,570,234	63,850,954	60,692,302	7,172,541	7,178,824	6,148,617	6,278,656
note 1) OCs 795* excluded from actual for JCLL to reflect total operations																	
note 2) FY 21 for JCLL reflects feb YTD																	
note 2) FY 18 for JCLL reflects expenses apr-jun; apr = inaugural month of use of JCLL																	

judicial branch																	
statement of budget for juvenile court																	
recent fiscal years' history																	
as of 3/19/2021																	
judicial branch sector		juvenile court															
<div style="display: flex; justify-content: space-between;"> <div style="width: 45%;"> <p>major budget/trans action category rollup</p> <p>major budget/trans action category</p> <p>Values</p> </div> <div style="width: 45%; text-align: right;"> <p>expense FY 21</p> <p>expense FY 20</p> <p>expense FY 19</p> <p>expense FY 18</p> <p>revenue</p> </div> </div>																	
<div style="display: flex; justify-content: space-between;"> <div style="width: 45%;"> <p>personnel</p> <p>supplies and services</p> </div> <div style="width: 45%; text-align: right;"> <p>FY 21</p> <p>FY 20</p> <p>FY 19</p> <p>FY 18</p> <p>FY 21</p> <p>FY 20</p> <p>FY 19</p> <p>FY 18</p> <p>FY 21</p> <p>FY 20</p> <p>FY 19</p> <p>FY 18</p> </div> </div>																	
financial component	Fund	FY 21	FY 20	FY 19	FY 18	FY 21	FY 20	FY 19	FY 18	expense FY 21	expense FY 20	expense FY 19	expense FY 18	FY 21	FY 20	FY 19	FY 18
annual budget	100 - General	11,779,040	12,662,032	12,885,240	11,761,149	525,040	547,572	442,100	388,224	12,304,080	13,209,604	13,327,340	12,149,373	196,692	273,000	273,000	418,596
	238 - Sup Crt Grants	2,257,389	1,957,084	1,893,076	1,764,275	390,514	260,778	934,259	1,657,032	2,647,903	2,217,862	2,827,335	3,421,307	2,647,903	2,195,921	2,827,335	3,421,307
	277 - Emanciptn Admin																
	208 - Jud Enhancement				137,061				5,400				142,461				
	208 - SC Jud Enhance		162,760	155,798			5,400	5,400			168,160	161,198					
annual budget Total		14,036,429	14,781,876	14,934,114	13,662,485	915,554	813,750	1,381,759	2,050,656	14,951,983	15,595,626	16,315,873	15,713,141	2,844,595	2,468,921	3,100,335	3,839,903
note 1) OCs 795* excluded from actual for JCLL to reflect total operations																	
note 2) FY 21 for JCLL reflects feb YTD																	
note 2) FY 18 for JCLL reflects expenses apr-jun; apr = inaugural month of use of JCLL																	

March 12, 2021

Jeff Fine
Clerk of the Superior Court
Maricopa County
finej@cosc.maricopa.gov

VIA EMAIL

RE: Public Records Law Request

Dear Jeff Fine,

Pursuant to the Arizona Public Records Law (A.R.S. §§ 39-101 to 161) and Supreme Court of Arizona Rules (Rule 123), I am writing on behalf of Stand for Children Arizona and UC Berkeley Law School's Policy Advocacy Clinic to request copies of the records detailed below. We are researching how the Maricopa County Probation Department ("Probation"), Juvenile Court Administration, and other county offices assess and collect fees against youth in the juvenile delinquency system and/or their parents or guardians ("juvenile fees").

For purposes of this request, "juvenile fees" are costs charged to a youth and/or a parent or guardian. These costs include but are not limited to fees for representation by counsel, detention or incarceration in a state institution or local facility, placement in an outside facility, probation supervision, diversion programs, counseling and treatment programs, drug or alcohol screening or testing, collection or payment plans, administrative assessments, and any other monetary assessments imposed on youth and/or their parents or guardians for the youth's involvement in the delinquency system.

We are requesting these records to inform the legislative process regarding HB 2385, sponsored by Representative Blackman.

To the extent that you are aware of records that may be directly related or relevant to this request, but which we do not specifically describe, we request that you provide these records as well. Records relevant to this request include but are not limited to county ordinances and resolutions, policy interpretation memorandums, internal and inter-county email correspondence, accounting documents and reports, and fee schedules. This request is not made for commercial purposes.¹

We are not requesting personally identifying information for any persons. We are requesting only aggregate, anonymized data, or redacted documents where applicable.² We request all records from **January 2018 through the present.**

Please provide any and all records relating to:

1. **Total amounts of juvenile fees assessed:** Records relating to the total amount (in dollars) of juvenile fees assessed or charged each year, by type or category of fee and number of youth or accounts.



2. **Total amounts of juvenile fees collected:** Records relating to the total amount (in dollars) of juvenile fees collected each year, by type or category of fee and number of youth or accounts.
3. **Expenditures of juvenile fee revenue:** Records relating to the distribution and/or expenditures of all collected juvenile fees, including which funds, programs, budgets or positions receive juvenile fee revenue.
4. **Financial cost of assessing and collecting juvenile fees:** Records relating to the amount spent on assessing and collecting juvenile fees by Probation and/or other county departments, for example, budget statements and/or job descriptions specifying how much time is or how many resources are spent by collections staff, probation staff, or any other parties involved in assessing and collecting juvenile fees.
5. **Overall county probation and juvenile court budget:** Records relating to the general budget of the County Probation Department and the Juvenile Court Administration, including current revenue streams that comprise the budgets of the County Probation Department and Juvenile Court Administration.

Please acknowledge receipt of this request and promptly respond, either by providing all the requested records or by providing a written response setting forth the legal authority for withholding or redacting any document and stating when the documents will be made available.³

If you maintain records in electronic format, please email them in that same format to avoid copying costs. We ask that, where possible, you provide responsive electronic records in their native file format or a generally accessible electronic formats (e.g. for tabular data, XLS or CSV). If you anticipate that the direct costs of searching for or copying these records will exceed \$50, or that the time needed to search for or copy the records will delay their release, please contact me so that I can arrange to inspect the documents or decide which documents I wish to have sent.⁴ Otherwise, please send them as soon as possible.

If I can provide any clarification that will help identify responsive documents or focus this request, please contact me by email at dshea@clinical.law.berkeley.edu.

Thank you for your time and attention to this matter.

Sincerely,

Devan Shea
Clinical Teaching Fellow
Policy Advocacy Clinic
UC Berkeley, School of Law

¹ ARIZONA REV. STAT § 39-121.03(D); 17A A.R.S. SUP. CT. RULES, RULE 123(F)(1).

² 17A A.R.S. SUP. CT. RULES, RULE 123(B)(1).

³ ARIZONA REV. STAT § 39-121.01(D)(2); 17A A.R.S. SUP. CT. RULES, RULE 123(F)(2), (F)(4).

⁴ ARIZONA REV. STAT § 39-121, 39-121.01(D)(1); 17A A.R.S. SUP. CT. RULES, RULE 123(F)(3), (H)(3).